

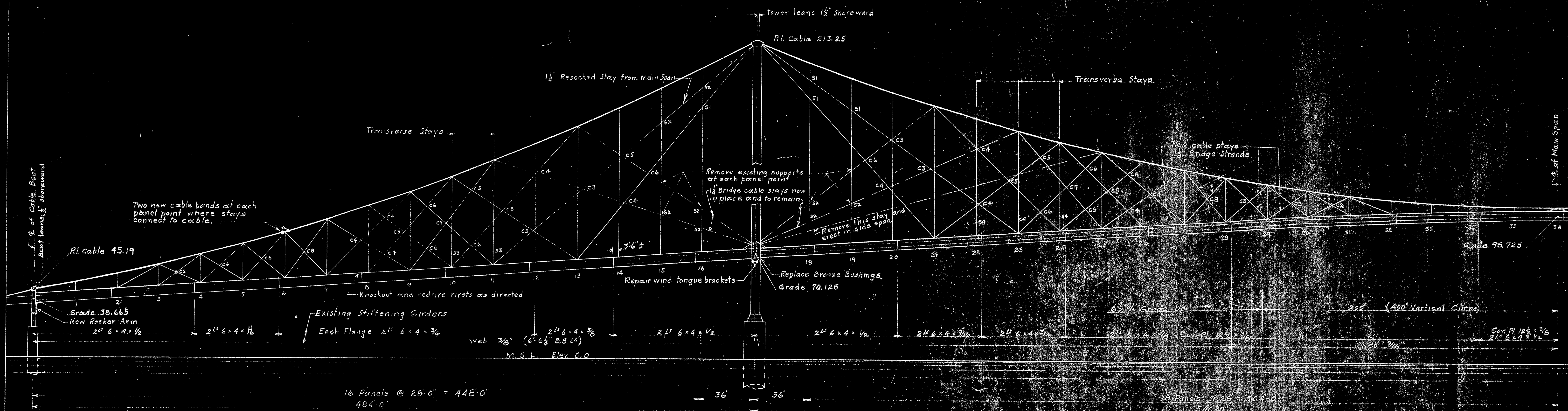
DEER ISLE SENECA BRIDGE

STUDY FOR STAYS

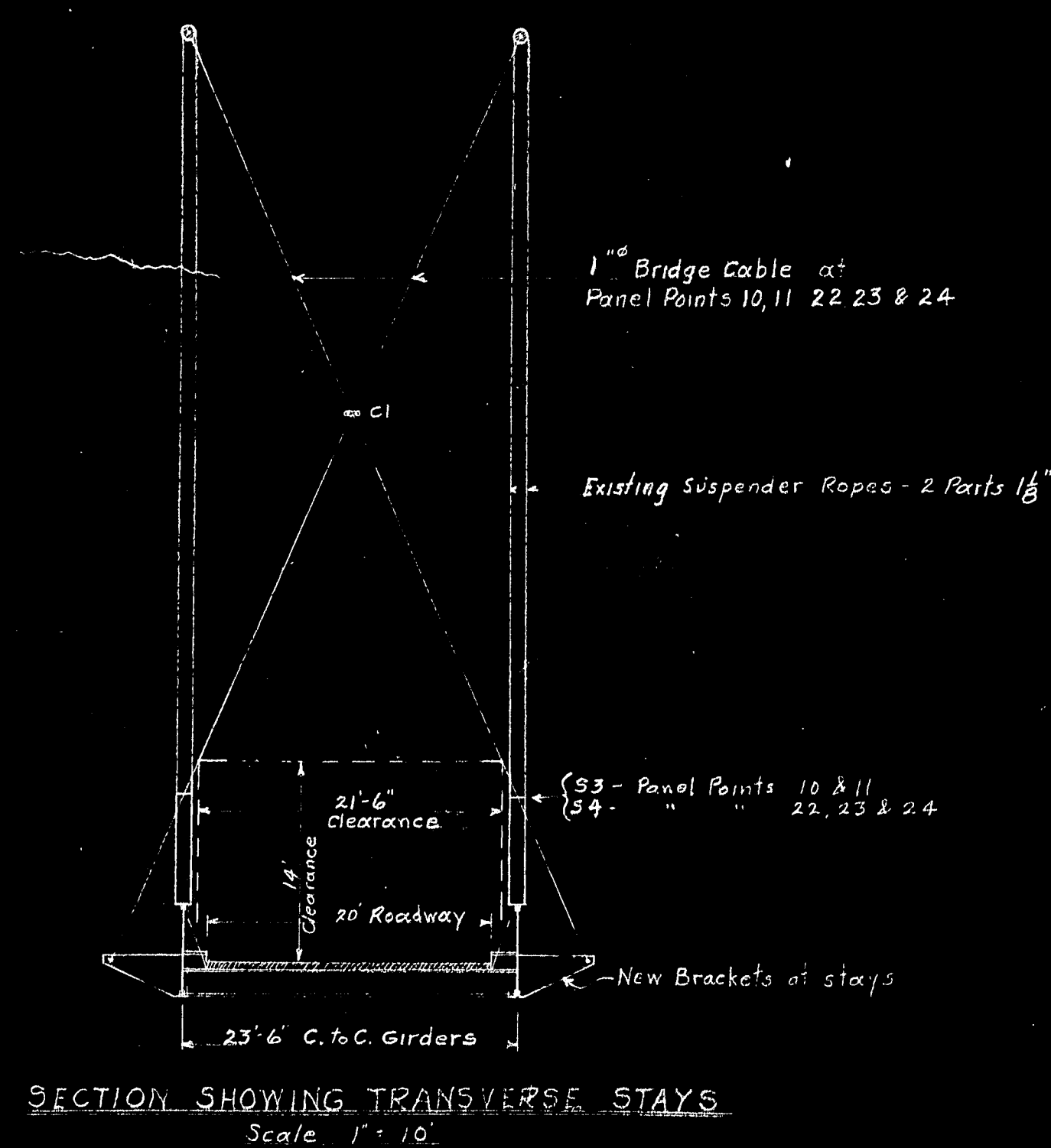
Scale 1" = 30'

ROBINSON & SONS
Consulting Engineers
NEW YORK CITY

DEC 1



HALF ELEVATION
Scale 1" = 30'



SPECIFIED ORIGINAL ELEVATIONS		
PANEL POINT	ELEVATION @ MAIN CABLE	ELEVATION SUSP. SOCKET PIN
1	50.381	44.890
2	56.092	46.710
3	62.366	48.530
4	69.180	50.350
5	76.555	52.170
6	84.488	53.990
7	92.990	55.810
8	102.054	57.630
9	111.691	59.450
10	121.892	61.270
11	132.666	63.090
12	144.007	64.910
13	155.918	66.730
14	168.390	68.550
15	181.426	70.370
16	195.019	72.190
18	199.353	76.870
19	189.223	78.690
20	179.657	80.510
21	170.662	82.330
22	162.236	84.150
23	154.385	85.970
24	147.106	87.790
25	140.412	89.610
26	134.278	91.430
27	128.771	93.250
28	123.820	95.070
29	119.457	96.887
30	115.675	98.701
31	112.483	99.940
32	109.870	101.085
33	107.846	101.976
34	106.401	102.612
35	105.540	102.994
36	105.250	103.121

NOTES:-
Existing stays are 1 1/2 inch Bridge Cable.
New longitudinal stays are to be 1 1/2 inch strand.
New transverse stays are to be 1 1/2 inch Bridge Cable.
Estimated average dead load of existing bridge is 1200 lbs. per linear foot per cable.

STATE OF MAINE
STATE HIGHWAY COMMISSION
DEER ISLE-SEDGWICK BRIDGE
REINFORCEMENT WITH CABLE STAYS
GENERAL PLAN

ROBINSON & STEINMAN
CONSULTING ENGINEERS
NEW YORK CITY
DRAWING NUMBER
RS 4201-1
FEBRUARY 26, 1943

NOTE A
Existing Strands are about 1 1/2" dia.
Halves of existing Cable Bands are practically closed to bear.
Overall dimension, face to face of bosses on three bands near 1/2 of bridge vary from 6 3/4" to 7 1/2".

PART TOP VIEW
7" New Band
1-2" Existing Band
3/8" Fillet weld - continuous except at joints
7" New Band
Grind face of bosses smooth.
Ends to be straight and smooth, finish if necessary.
Inside surface of cable bands to be ground smooth and free from all burrs and irregularities.

SECTION C-C
7" New Band
3/8" Fillet weld - continuous except at joints
7" New Band
Grind face of bosses smooth.
Ends to be straight and smooth, finish if necessary.
Inside surface of cable bands to be ground smooth and free from all burrs and irregularities.

HALF SECTION B-B
HALF END VIEW E-F
Omit this stay at Panel Points U11, U13, U21, U23, U25, U27, U29, U31, U33, U35, U37, U39, U41, U43, U45, U47, U49, U51, U53, U55, U57, U59, U61, U63, U65, U67, U69, U71, U73, U75, U77, U79, U81, U83, U85, U87, U89, U91, U93, U95, U97, U99, U101, U103, U105, U107, U109, U111, U113, U115, U117, U119, U121, U123, U125, U127, U129, U131, U133, U135, U137, U139, U141, U143, U145, U147, U149, U151, U153, U155, U157, U159, U161, U163, U165, U167, U169, U171, U173, U175, U177, U179, U181, U183, U185, U187, U189, U191, U193, U195, U197, U199, U201, U203, U205, U207, U209, U211, U213, U215, U217, U219, U221, U223, U225, U227, U229, U231, U233, U235, U237, U239, U241, U243, U245, U247, U249, U251, U253, U255, U257, U259, U261, U263, U265, U267, U269, U271, U273, U275, U277, U279, U281, U283, U285, U287, U289, U291, U293, U295, U297, U299, U301, U303, U305, U307, U309, U311, U313, U315, U317, U319, U321, U323, U325, U327, U329, U331, U333, U335, U337, U339, U341, U343, U345, U347, U349, U351, U353, U355, U357, U359, U361, U363, U365, U367, U369, U371, U373, U375, U377, U379, U381, U383, U385, U387, U389, U391, U393, U395, U397, U399, U401, U403, U405, U407, U409, U411, U413, U415, U417, U419, U421, U423, U425, U427, U429, U431, U433, U435, U437, U439, U441, U443, U445, U447, U449, U451, U453, U455, U457, U459, U461, U463, U465, U467, U469, U471, U473, U475, U477, U479, U481, U483, U485, U487, U489, U491, U493, U495, U497, U499, U501, U503, U505, U507, U509, U511, U513, U515, U517, U519, U521, U523, U525, U527, U529, U531, U533, U535, U537, U539, U541, U543, U545, U547, U549, U551, U553, U555, U557, U559, U561, U563, U565, U567, U569, U571, U573, U575, U577, U579, U581, U583, U585, U587, U589, U591, U593, U595, U597, U599, U601, U603, U605, U607, U609, U611, U613, U615, U617, U619, U621, U623, U625, U627, U629, U631, U633, U635, U637, U639, U641, U643, U645, U647, U649, U651, U653, U655, U657, U659, U661, U663, U665, U667, U669, U671, U673, U675, U677, U679, U681, U683, U685, U687, U689, U691, U693, U695, U697, U699, U701, U703, U705, U707, U709, U711, U713, U715, U717, U719, U721, U723, U725, U727, U729, U731, U733, U735, U737, U739, U741, U743, U745, U747, U749, U751, U753, U755, U757, U759, U761, U763, U765, U767, U769, U771, U773, U775, U777, U779, U781, U783, U785, U787, U789, U791, U793, U795, U797, U799, U801, U803, U805, U807, U809, U811, U813, U815, U817, U819, U821, U823, U825, U827, U829, U831, U833, U835, U837, U839, U841, U843, U845, U847, U849, U851, U853, U855, U857, U859, U861, U863, U865, U867, U869, U871, U873, U875, U877, U879, U881, U883, U885, U887, U889, U891, U893, U895, U897, U899, U901, U903, U905, U907, U909, U911, U913, U915, U917, U919, U921, U923, U925, U927, U929, U931, U933, U935, U937, U939, U941, U943, U945, U947, U949, U951, U953, U955, U957, U959, U961, U963, U965, U967, U969, U971, U973, U975, U977, U979, U981, U983, U985, U987, U989, U991, U993, U995, U997, U999, U1001, U1003, U1005, U1007, U1009, U1011, U1013, U1015, U1017, U1019, U1021, U1023, U1025, U1027, U1029, U1031, U1033, U1035, U1037, U1039, U1041, U1043, U1045, U1047, U1049, U1051, U1053, U1055, U1057, U1059, U1061, U1063, U1065, U1067, U1069, U1071, U1073, U1075, U1077, U1079, U1081, U1083, U1085, U1087, U1089, U1091, U1093, U1095, U1097, U1099, U1101, U1103, U1105, U1107, U1109, U1111, U1113, U1115, U1117, U1119, U1121, U1123, U1125, U1127, U1129, U1131, U1133, U1135, U1137, U1139, U1141, U1143, U1145, U1147, U1149, U1151, U1153, U1155, U1157, U1159, U1161, U1163, U1165, U1167, U1169, U1171, U1173, U1175, U1177, U1179, U1181, U1183, U1185, U1187, U1189, U1191, U1193, U1195, U1197, U1199, U1201, U1203, U1205, U1207, U1209, U1211, U1213, U1215, U1217, U1219, U1221, U1223, U1225, U1227, U1229, U1231, U1233, U1235, U1237, U1239, U1241, U1243, U1245, U1247, U1249, U1251, U1253, U1255, U1257, U1259, U1261, U1263, U1265, U1267, U1269, U1271, U1273, U1275, U1277, U1279, U1281, U1283, U1285, U1287, U1289, U1291, U1293, U1295, U1297, U1299, U1301, U1303, U1305, U1307, U1309, U1311, U1313, U1315, U1317, U1319, U1321, U1323, U1325, U1327, U1329, U1331, U1333, U1335, U1337, U1339, U1341, U1343, U1345, U1347, U1349, U1351, U1353, U1355, U1357, U1359, U1361, U1363, U1365, U1367, U1369, U1371, U1373, U1375, U1377, U1379, U1381, U1383, U1385, U1387, U1389, U1391, U1393, U1395, U1397, U1399

REQUIRED

160 NEW CABLE BANDS - CAST STEEL
184 HIGH TENSILE BOLTS, $9\frac{1}{2}$ " \pm LONG
136 " " " 1'-4" \pm LONG
136 PAIRS OF $1\frac{1}{2}$ "^Ø LINKS FOR LONGITUDINAL STAYS-Forged steel.
20 PLATE CONNECTIONS TO EXISTING BANDS FOR TRANSVERSE STAYS
136 CAST STEEL CLOSED SOCKETS FOR $1\frac{1}{2}$ " STRAND
16 " " OPEN " " " " (AT TOWER SADDLES)
152 " " BRIDGE " " " " " "
20 FORGED STEEL OPEN SOCKETS FOR 1" BRIDGE CABLE
20 CAST " BRIDGE " " " " " "

NOTES

Tests on existing cast steel cable bands and main tower saddles indicate the following chemical composition:

Carbon	0.26 to 0.32 %
Manganese	0.55 to 0.75 %
Phosphorus	0.036 to 0.045 %
Sulphur	0.033 to 0.041 %

STATE OF MAINE
STATE HIGHWAY COMMISSION

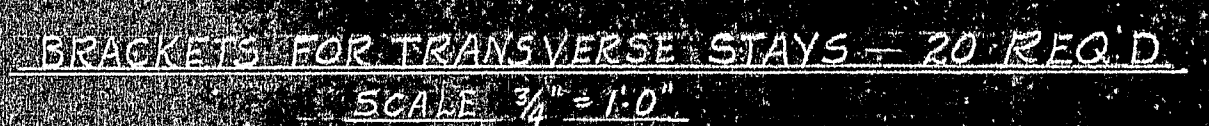
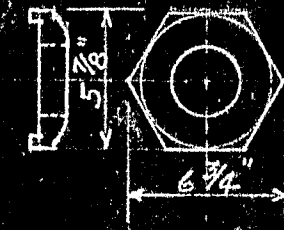
DEER ISLE-SEDGWICK BRIDGE
REINFORCEMENT WITH CABLE STAYS

LONGITUDINAL AND TRANSVERSE STAYS
SOCKETS AND CONN. TO MAIN CABLES

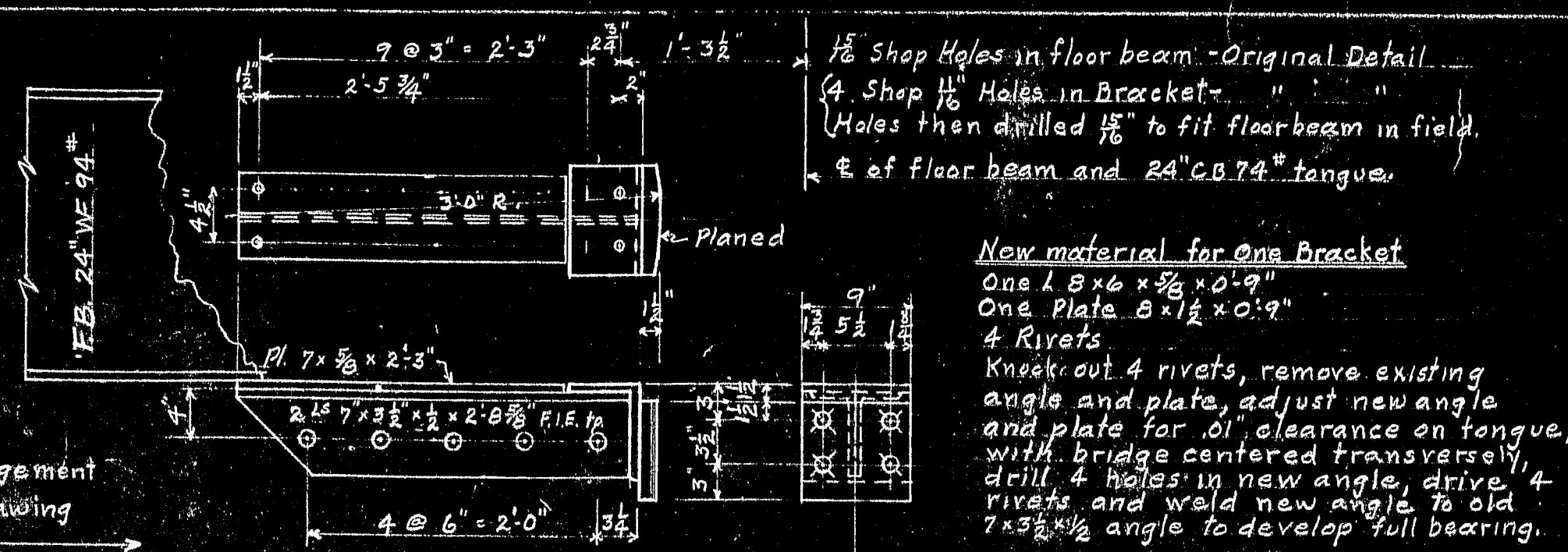
SCALE 3" = 1'-0"

ROBINSON & STEINMAN
CONSULTING ENGINEERS
NEW YORK CITY

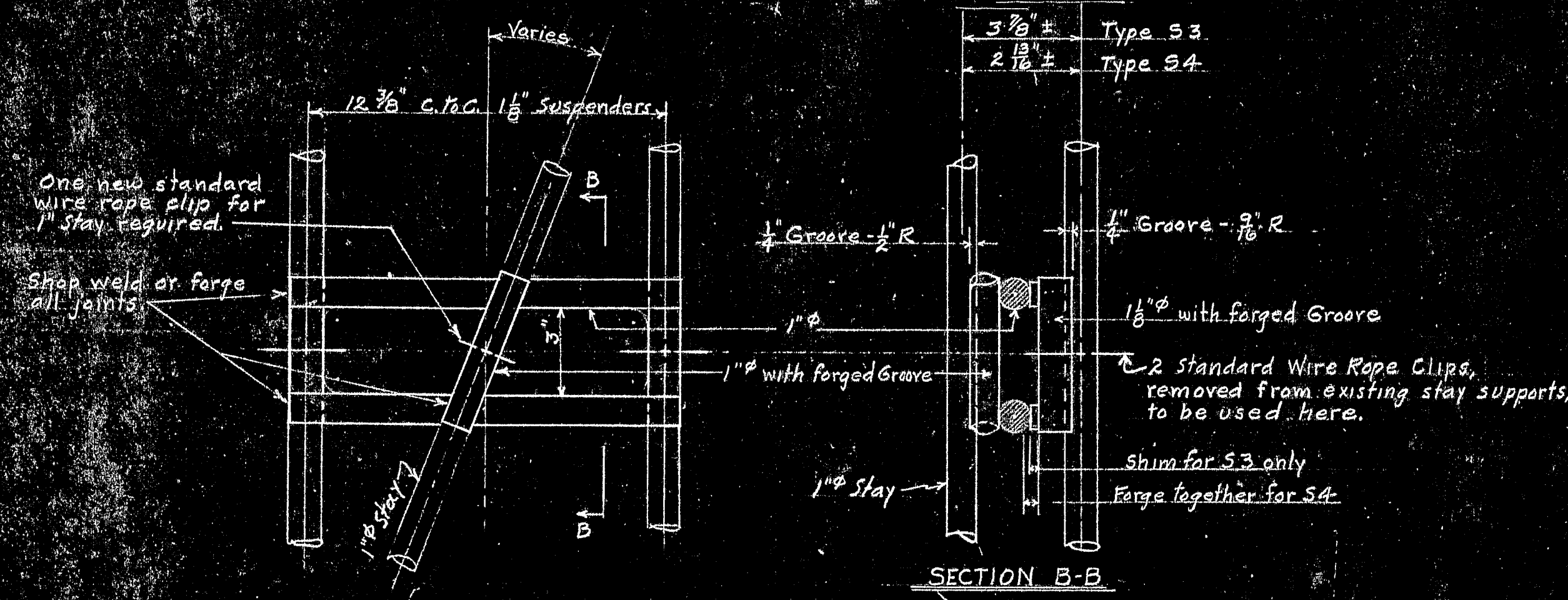
DRAWING NUMBER
RS 4207- 2
FEBRUARY 26, 1943



ROBINSON & STEINMAN	DRAWING NUMBER
CONSULTING ENGINEERS	RS 4207-4
NEW YORK CITY	FEBRUARY 26, 1943



ANGLE AND PLATE REPLACEMENT AT WIND TONGUE ON MAIN TOWERS
FOR MAIN AND SIDE SPANS - 8 REQ'D Scale 1" = 1'-0"



SUPPORTS FOR TRANSVERSE STAYS AT INTERSECTIONS WITH SUSPENDERS
SCALE 3" = 1'-0" REQ'D - 8 SUPPORTS TYPE S3 - PANEL POINTS 10 & 11
 12 " " S4 - " " 22, 23 & 24

NOTE
Supports S1, S2, S3 and S4, and clamps C1 to C8 inclusive shall be galvanized and not painted.




10	C1
8	C2
10	C3
50	C4
40	C5
36	C6
8	C7
8	C8

STATE OF MAINE
STATE HIGHWAY COMMISSION
DEER ISLE-SEDGWICK BRIDGE
REINFORCEMENT WITH CABLE STAYS
DETAILS

ROBINSON & STEINMAN
CONSULTING ENGINEERS
NEW YORK CITY

DRAWING NUMBER
RS 4207-5
FEBRUARY 26, 1943

Temporary open holes BR150-14



New Washers
BR150-1E

New Cotter Pins
BR150-14

New Pin
BR150-1D

New Pipe Rings
BR150-1C

New 12 WF 53"
BR150-1A

New Pipe Rings
BR150-1B

Existing Pin

New Cotter Pins
BR150-14

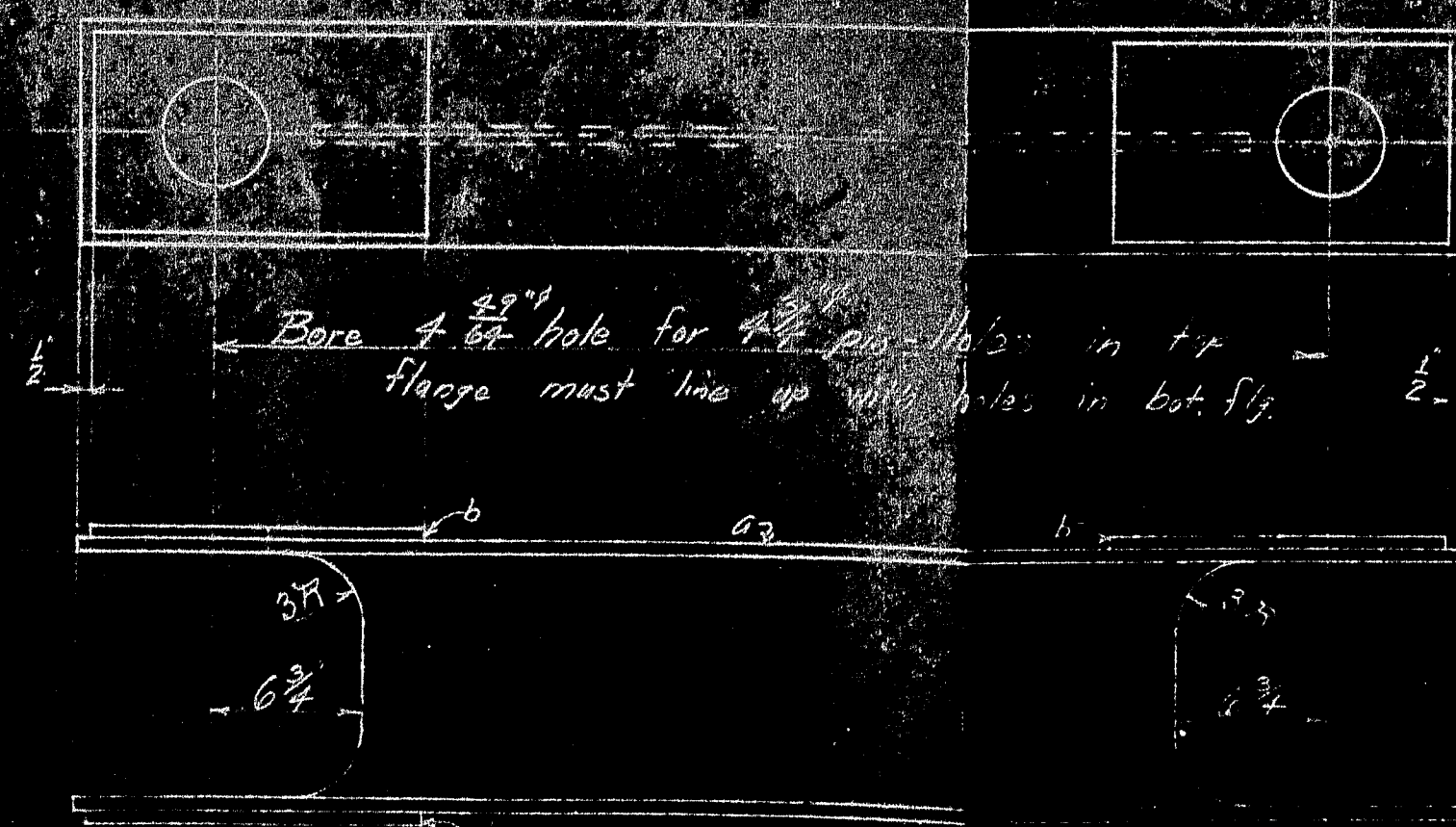
Existing bracket and pin
from above relocated here

BR150-1B 1/2" F&E
BR150-1C 1/2" F&E

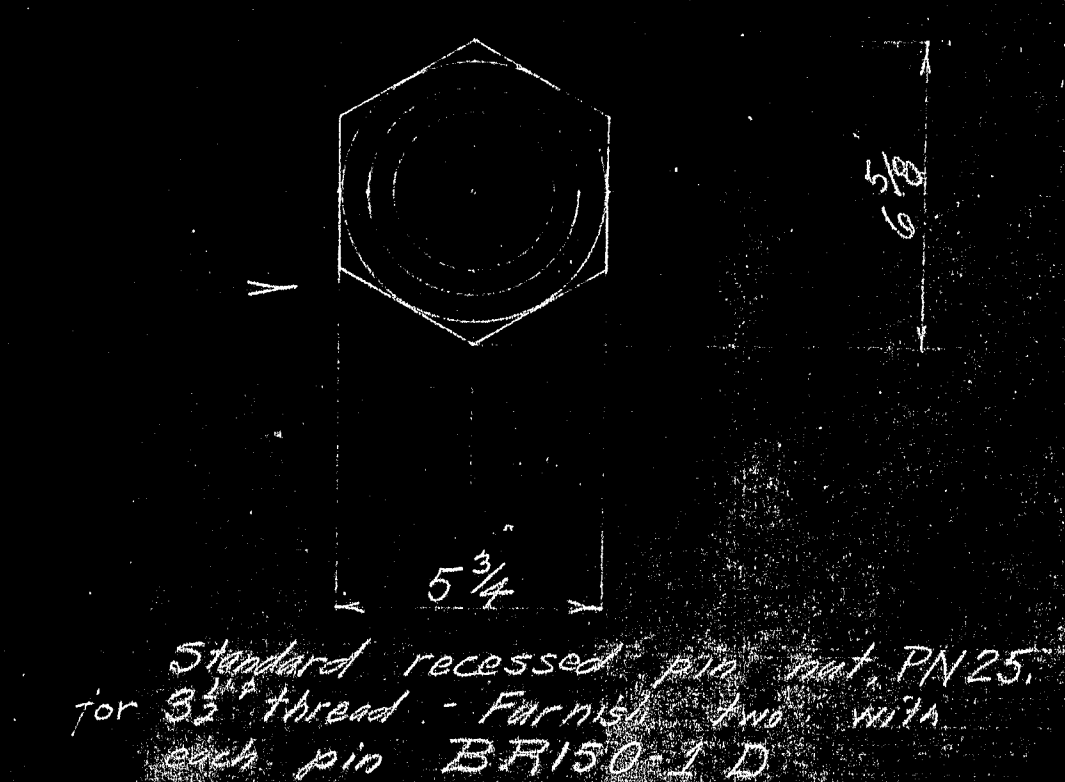
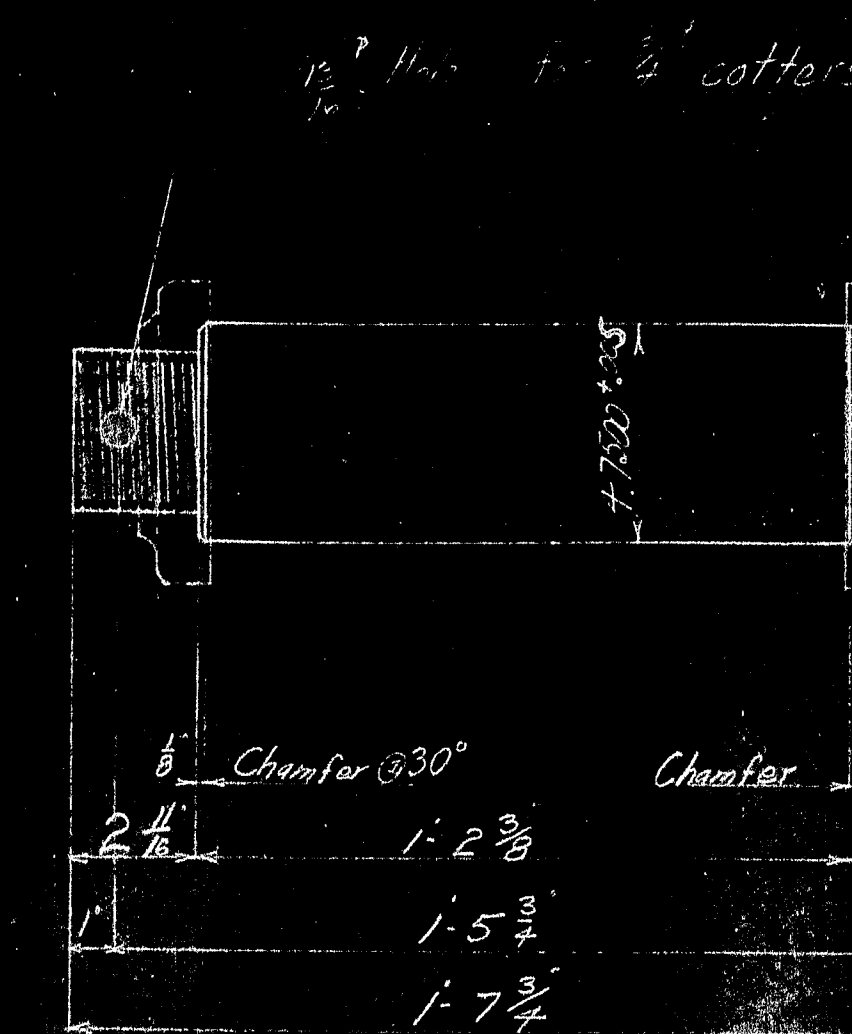
6" X Pipe

BR150-1B PIPE RING


BR150-1C PIPE RING



BR150-1A ROCKER ARM



BR150-1D PIN



BR150-1E WASHER

NOTES:

PAINT: One shop coat of red lead.

BR150-14	16			2" Cotter Pin x 5" long
BR150-1E	64	Steel		Std 3/8" bolt x 2 1/2" long with sq. hd. hex nut & washer
BR150-1B	128	Steel		1" Turned Bolt x 2 1/2" U.M. with sq. hd. hex nut & lock washer. Head and nut to be 1 1/2" across flats.
BR150-1E	8	Steel		WASHER
BR150-1D	4	Steel		PIN
BR150-1C	8	Steel		PIPE RING
BR150-1B	6	Steel		PIPE RING
BR150-1A	4	Steel		ROCKER ARM

MARK REQ'D MAT'L REQ. NO. NAME REMARKS


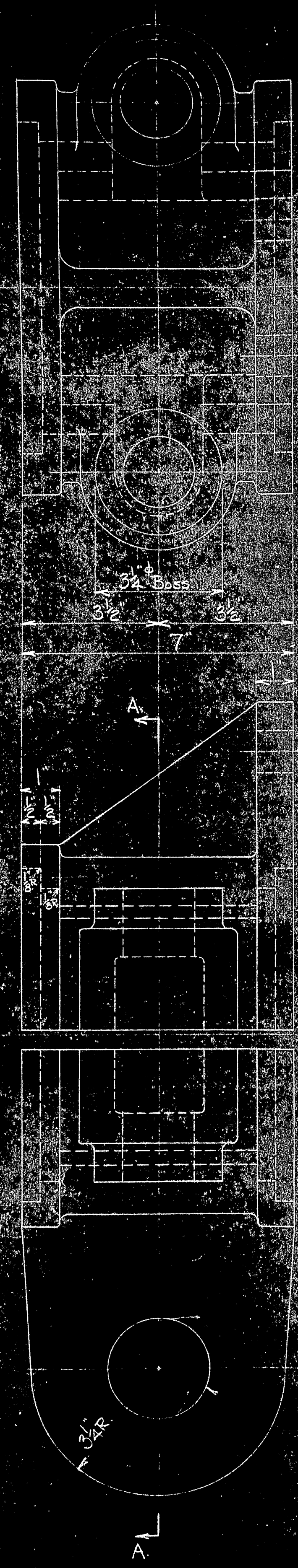
BILL OF MATERIAL

JOHN A. ROEBLING'S SONS CO., TRENTON, N. J.

DELIVERED TO THE
KIMBERLY-CLARK CO. BY
CABOT BENT ROEBLING

BY REVISIONS APPROVED DATE
DES. DR. TR. CH.
SCALE 1/2" = 1' SERIAL SHEET

DWG. NO. TITLE
REFERENCE DRAWINGS

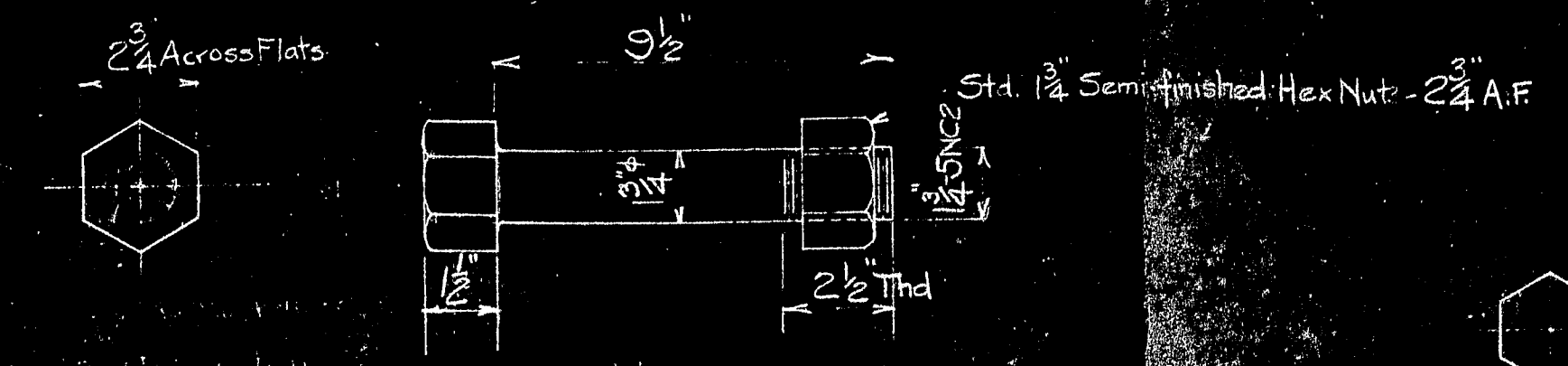


END VIEW

BR150-2A - CABLE BAND

Steel Casting - A.S.T.M. Spec. A27-39, Class B1, Full Annealed or equal.

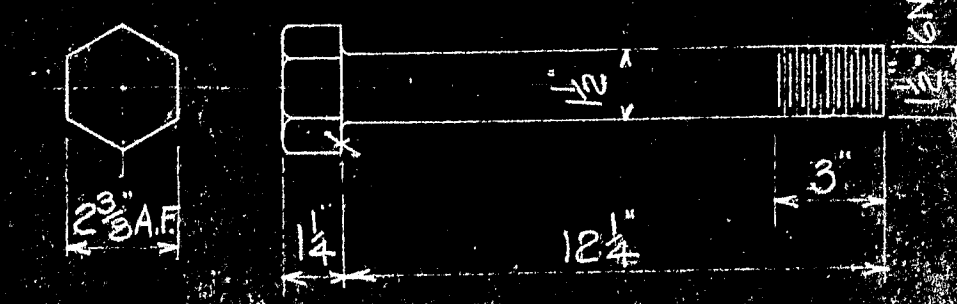
- Notes.**
- Grind face of bosses smooth.
 - Ends of band to be straight and smooth.
 - Inside surface of band to be ground smooth and free from all burrs and irregularities.



BR150-2B - CABLE BAND BOLT

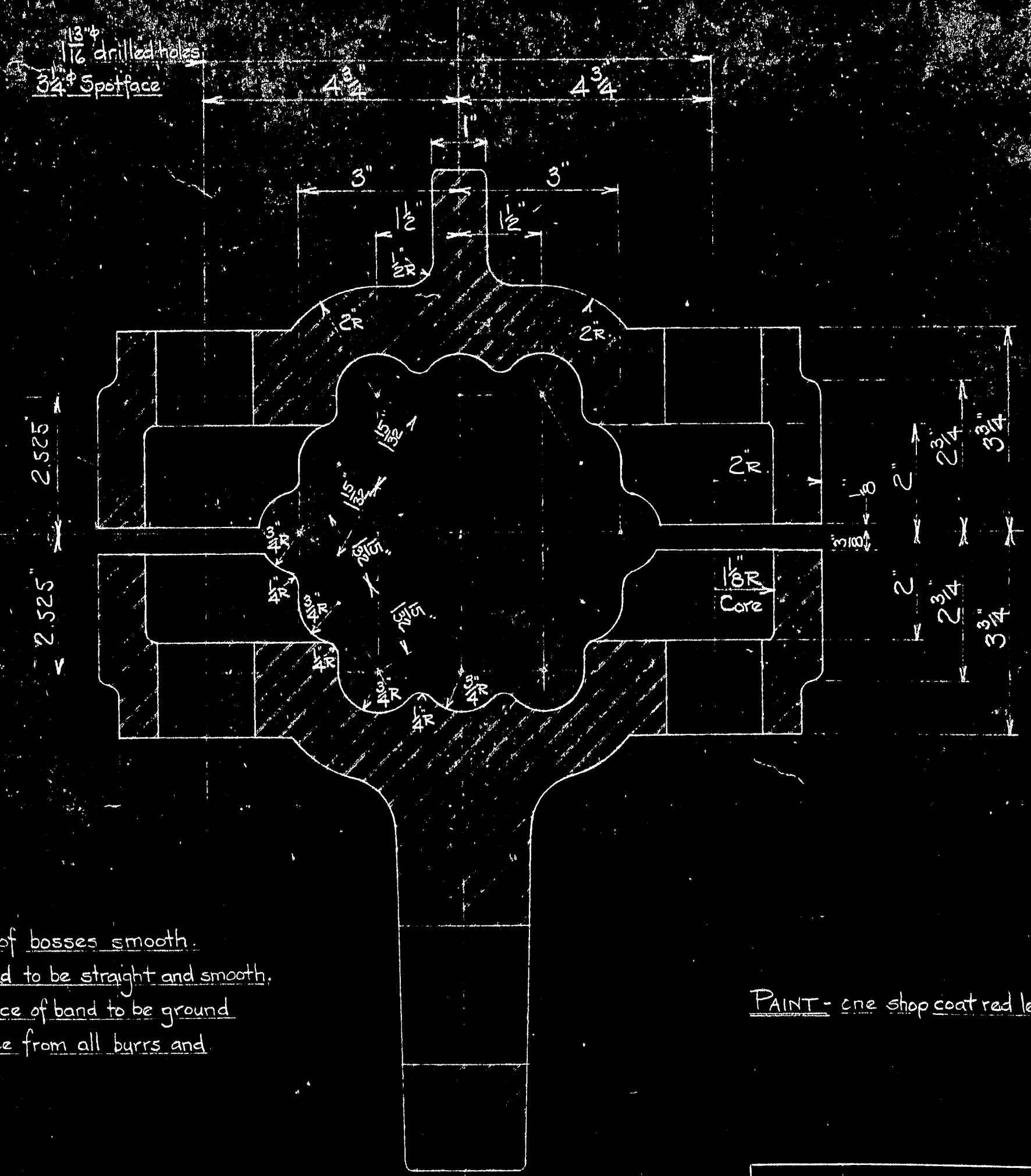
- Tensile Strength - 95,000 ^{lb}/_{in}²
- Yield Point - Min. - 65,000 ^{lb}/_{in}²
- Elong. in 2' - Min. - 21 %
- Red. in Area - Min. - 45 %
- Bend Test - 2' material - 180° D.T.

Note: One tension and one bending test, using std. 2' specimens, shall be made from each lot of fifty (50) bolts. Tests of full size bolts shall also be made when required by the Engineer and shall meet the requirements of the specifications for tensile strength and yield point, based on the cross sectional area at the root of the threads. In the case of failure to meet the specified requirements additional specimens, as required by the Engineer, shall be selected and tested and the entire lot of bolts, from which test bolts were selected, will be rejected if the tests are not satisfactory to the Engineer.



BR150-2C - CABLE BAND BOLT

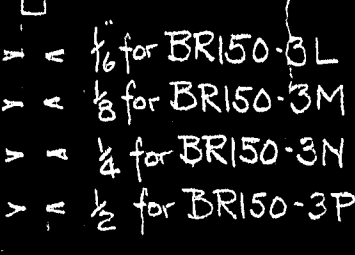
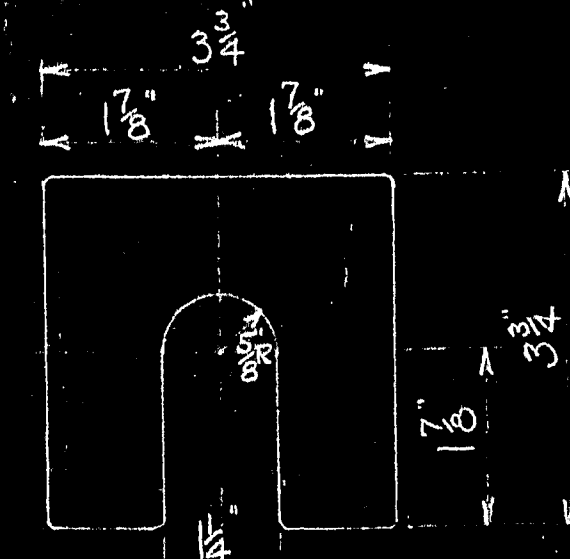
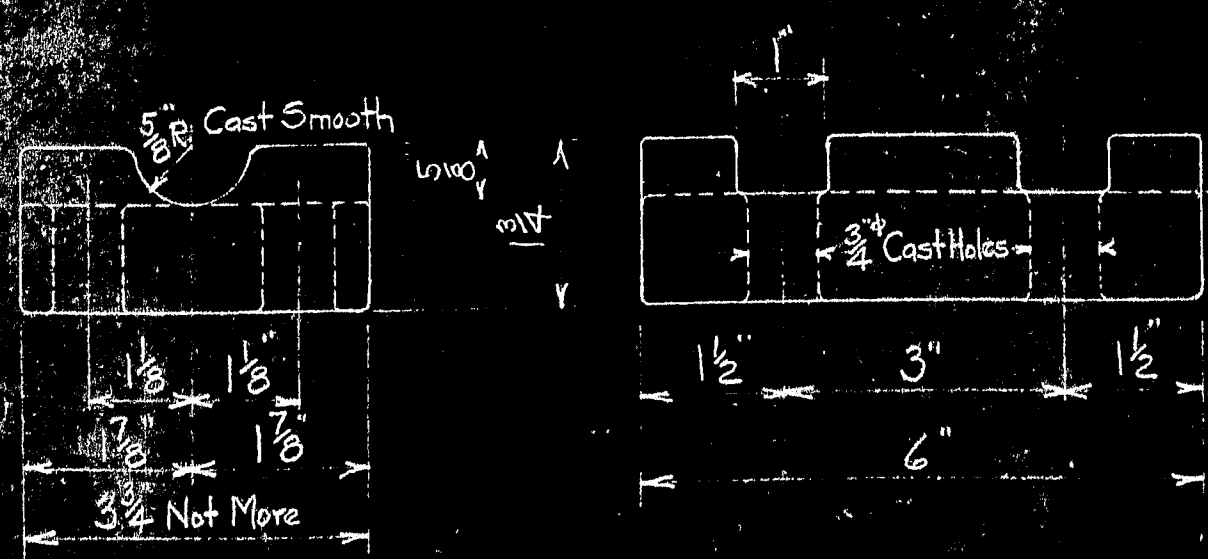
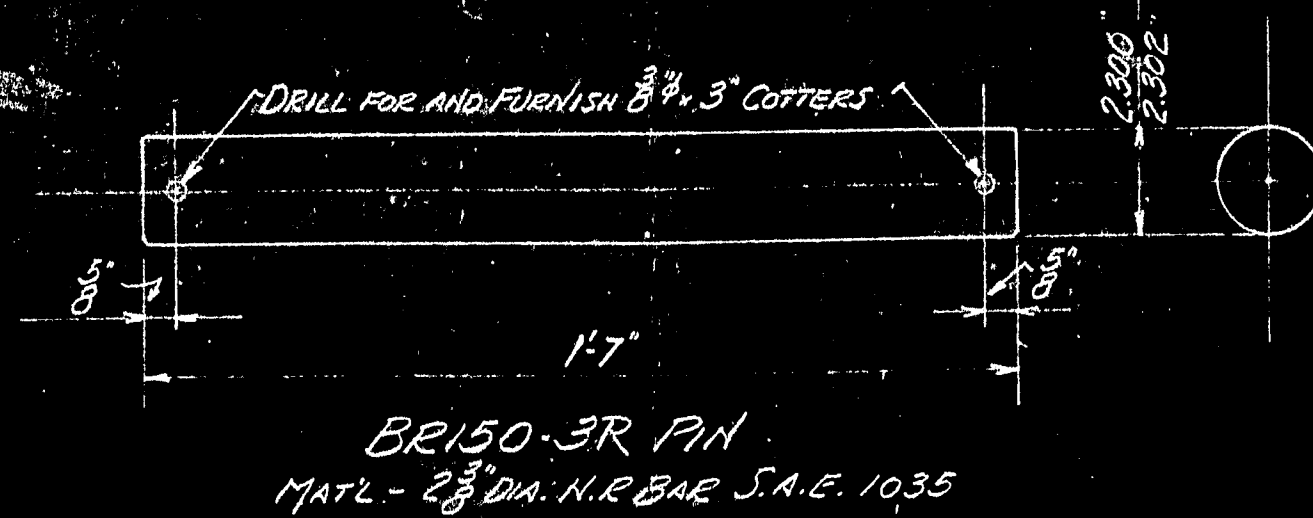
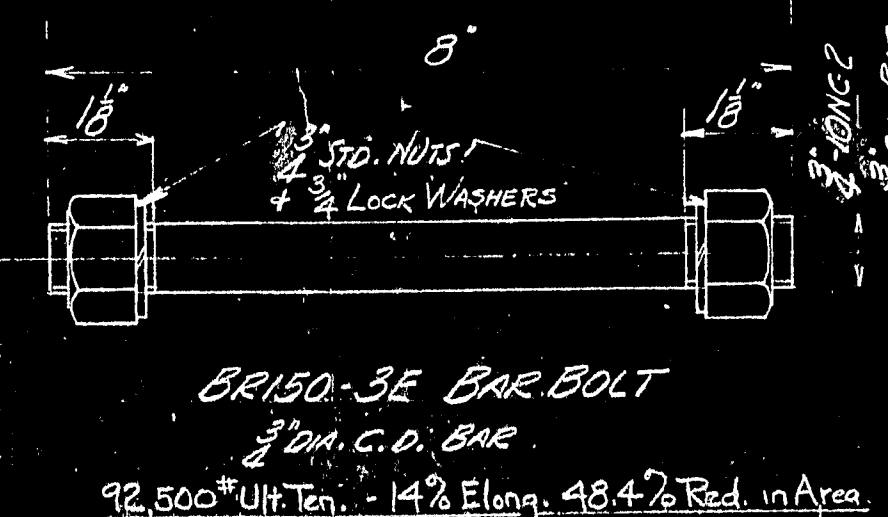
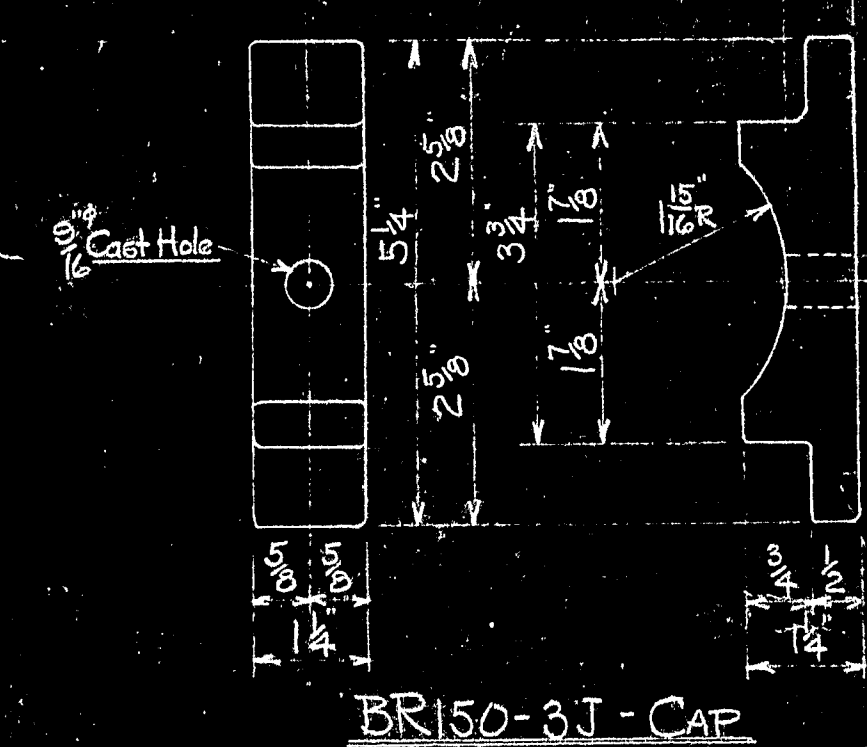
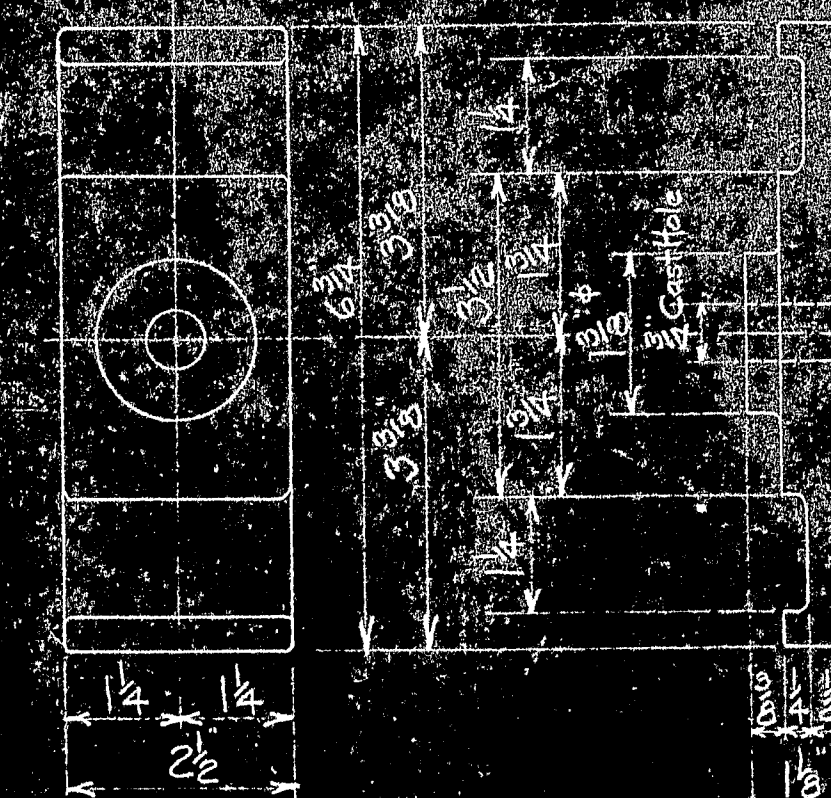

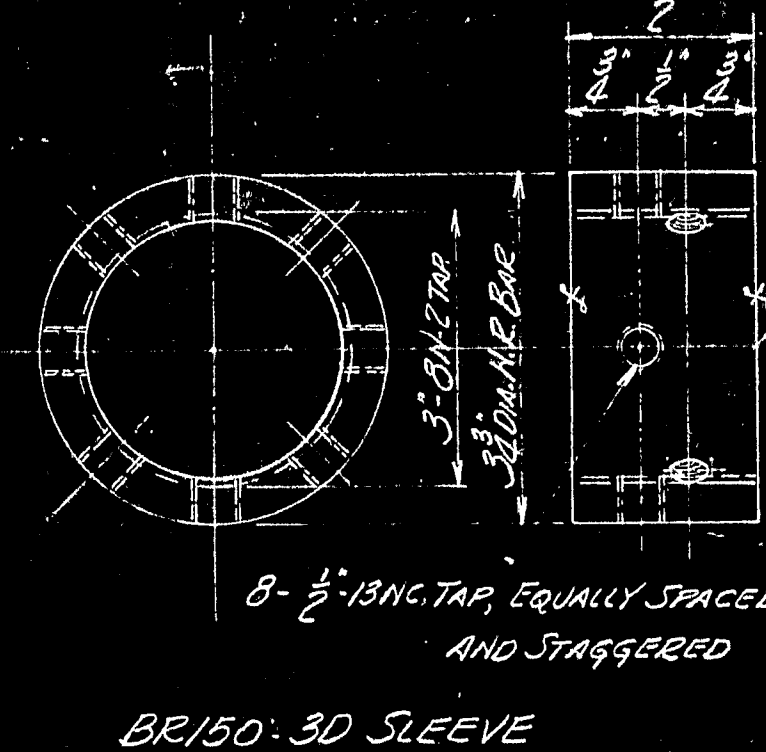
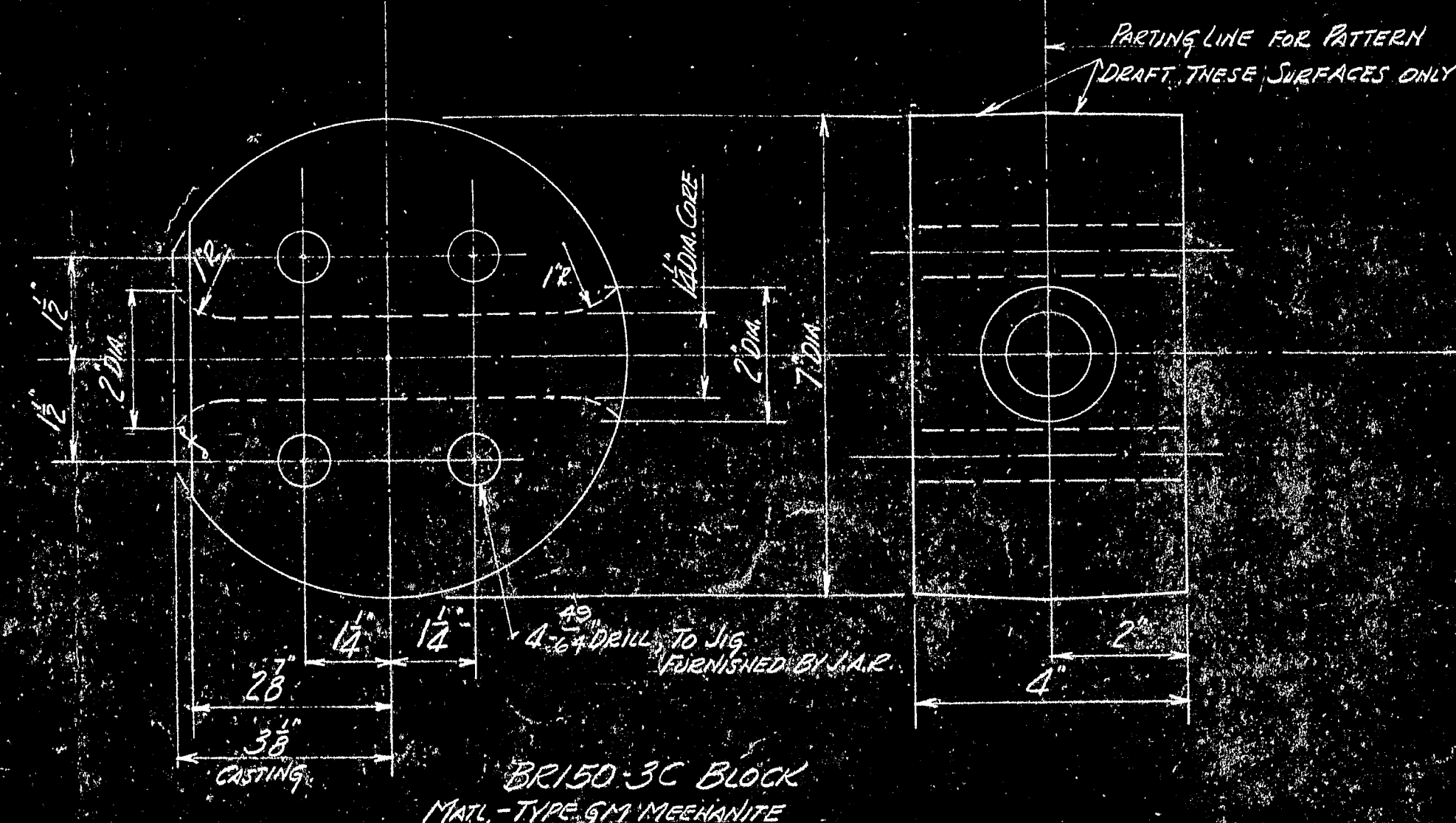
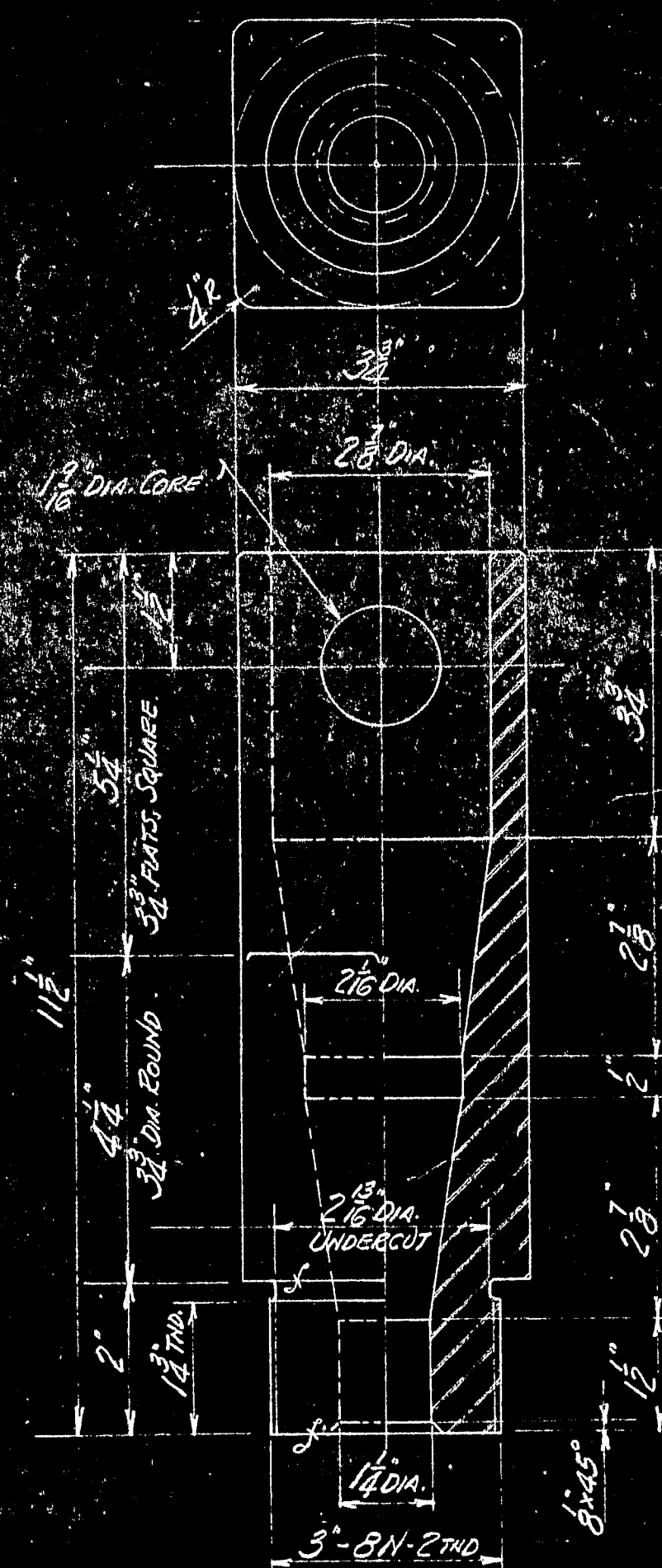
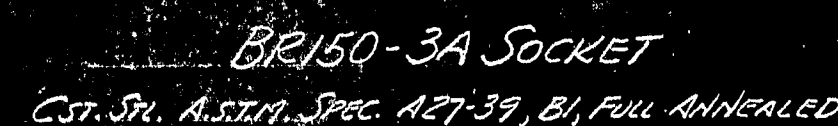
Physical Properties - Same as BR150-2B
Notes - Same as for BR150-2B



SECTION AA

PAINT - one shop coat red lead.

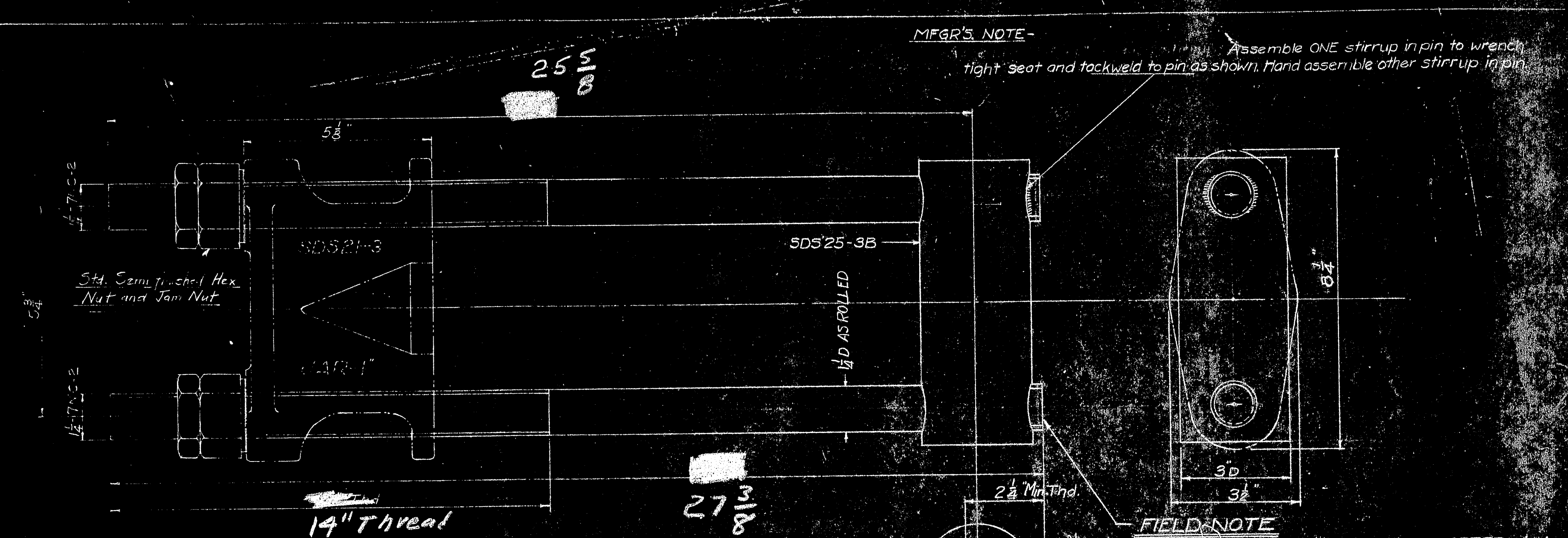
BR150-2e	160	-	1/2 Semi-finished Jam Nut		
BR150-2C	160	See Note	Cable Band Bolt		
BR150-2B	320	See Note 5415	Cable Band Bolt		
BR150-2A	160	See Note 5394	Cable Band (2 halves)		
MARK	REQ'D	MAT'L	REQ. NO.	NAME	REMARKS
BILL OF MATERIAL					
JOHN A. ROEBLING'S SONS CO., TRENTON, N. J.					
APPROVAL DATE CHANGED			2-28-44	DEER ISLE BRIDGE REINFORCEMENT	
CHG'D	BR150-2C changed BR150-2e added		216-44		
CHG'D	BR150-2C Added +		171-44		
CHG'D	BR150-2B CHANGED		21-K-45		
BY	REVISIONS		DATE		
APPROVED					
ROBINSON AND STEINMAN					
FEB 28, 1944					
CH. DR.			SCALE 3" = 1'-0"		
ENG'R			SERIAL		
			SHEET		
			DES. DR. 11/14/43		
			BR150 2		
			TR. CH.		



PAINT - one shop coat red lead except
sockets 3A+3B + Pn 3R. Threads
to be given a coat of grease.

5833-5	152	SH Gg.	5259	Open Socket for 1/8 Strand
-3W	72			1/8 13 Socket Hd Cap Screw 1/2 Lg. Lock Washer
-3U	21	See Note		Sleeve
-3T	46	See Note		Sleeve
-3S	21	See Note		Sleeve
-3R	88	See Note		Pin
-3P	80	Steel	5590	Shim
-3N	84	Steel	5590	Shim
-3M	160	Steel	5590	Shim
-3L	320	Steel	5590	Shim
-3K	304	C.I.		Shim
-3J	72	C.I.		Cap
-3H	304	C.I.		Cap
-3G	16	Steel		Pin
-3F	1216	"	5422	WASHER
-3E	608	"	7422	BAR BOLT
-3D	72	STEEL	5422	SLEEVE
-3C	152	See Note 5423		Block
-3B	72	"	5417-24	SOCKET
-3A	72	"	5417-24	SOCKET

MARK		REQ'D	MAT'L	REQ. NO.	NAME	REMARKS
BILL OF MATERIAL						
JOHN A. ROEBLING'S SONS CO., TRENTON, N. J.						
QTY	DESCRIPTION	UNIT	PRICE	AMOUNT	DEER ISLE BRIDGE REINFORCEMENT SOCKET DETAILS	
24	10550-36 x 7/8 threaded	24-4#				
12	General Revisions to 28					
12	Revisions to 28					
BY	REVISIONS	DATE				
APPROVED				SCALE	SERIAL	SHEET
ROBINSON AND STEINMAN				DES		
FEB 28 1944				DR		
CH. DR.				CH	BR150	3
ENG'R				TR		



SDS25-3A STIRRUP
SAE 1045 FORGING BAR OR EQUAL



1 1/2" DIA. HOLE
1/4" THICK WALL
1 1/2" DIA. HOLE
1/4" THICK WALL
1 1/2" DIA. HOLE
1/4" THICK WALL




MILD STEEL STD. HEX STOCK

MFGR'S NOTE -
Assemble ONE stirrup in pin to wrench tight seat and tackweld to pin as shown. Hand assemble other stirrup in pin.

FIELD NOTE
Tackweld or peen OTHER stirrup AFTER pin is assembled in anchor.

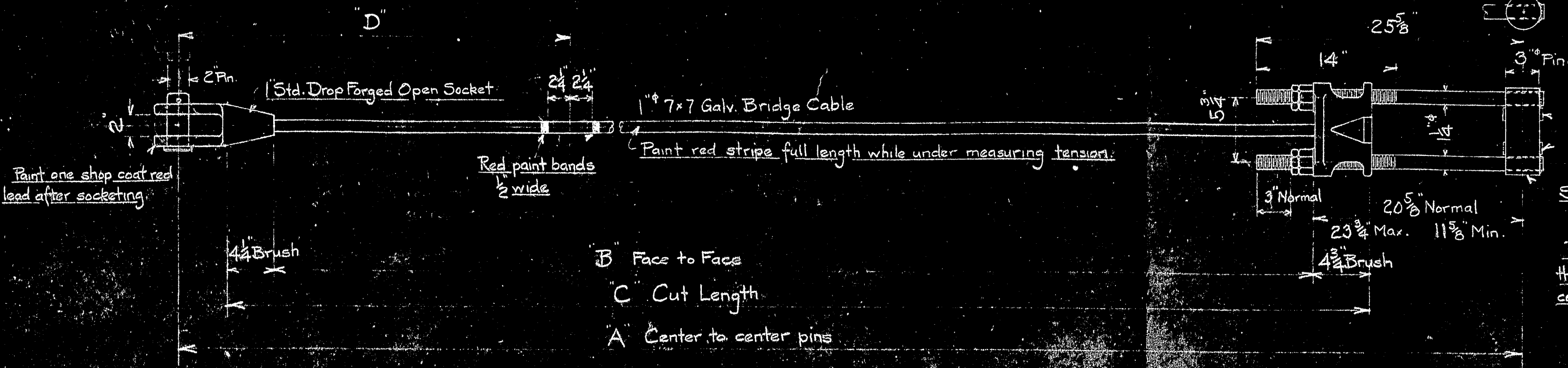
See Sheet 4

SDS21-3	ONE	-	Bridge Box	Est. Wt.	17
SDS26-3C	2	See Note	Nut		3
SDS25-3B	ONE	See Note	Pin		32
SDS25-3A	2	See Note	Stirrup		
MARK	REQ'D.	MAT'L	REQ. NO.	NAME	REMARKS
BILL OF MATERIAL FOR ONE SOCKET					
JOHN A. ROEBLING'S SONS CO., TRENTON, N.J.					
SPEC. OPEN BRIDGE SOCKET FOR 1" BRIDGE CABLE					
BY	REVISIONS	DATE	APPROVED	SERIAL	SHEET
				SDS25	3
CHD FTS					
ENGR					



BR150-4A^R BRACKET AT P.P. 11 AND 23
BR150-4B^R BRACKET AT P.P. 10 AND 24
BR150-4C^R BRACKET AT P.P. 25


Paint one shop coat red lead except as noted



TRANSVERSE STAYS

Stress at 42,000# / Measuring Tension 5000# @ 50°F

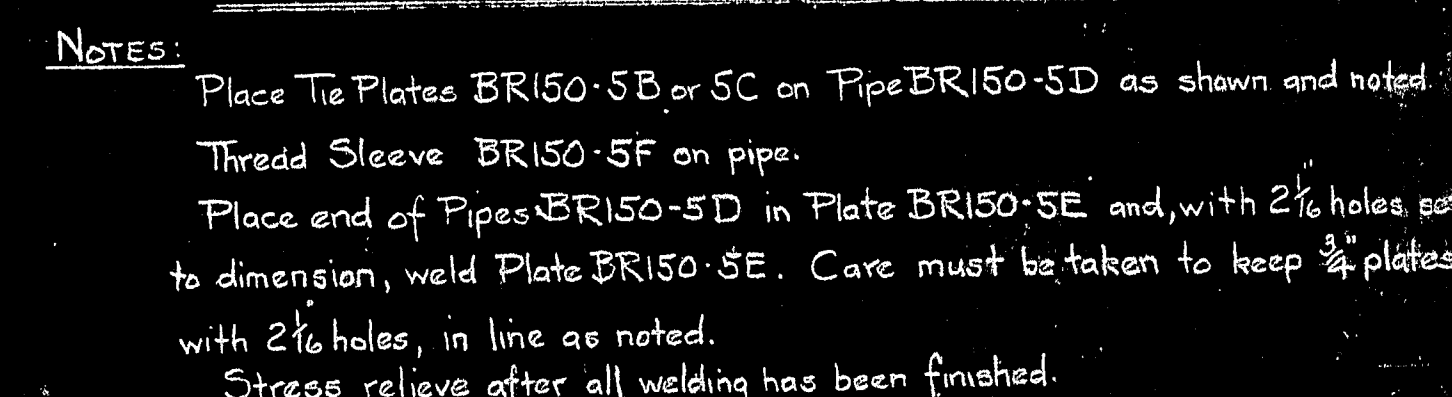
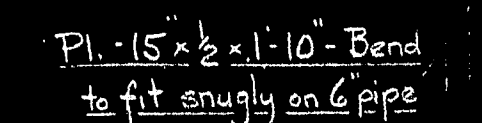
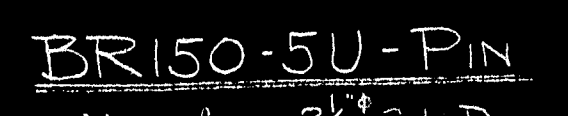

MARK	LOCATION	A	P	C	D
BR150-4D	P.P. 10	29.8%	47.5%	48.4%	48.9%
BR150-4E	P.P. 11	77.7%	75.2%	75.1%	75.7%
BR150-4F	P.P. 23	76.6%	74.1%	74.1%	74.1%
BR150-4G	P.P. 24	68.6%	68.1%	68.1%	68.1%
BR150-4H	P.P. 25	61.6%	58.1%	58.1%	58.1%



MARK	REQ'D	MAT'L	REQ. NO.	NAME	REMARKS
SDS 25-3	20	5588-89		Special Open Bridge Socket for 1" Cable (Alter)	
BR150-4L	8	See Note 5502		Bushing	
BR150-4K	8	Steel 5590		Wind Tongue	
BR150-4J	40	Pipe 5593		Spacer	
BR150-4H	4			Transverse Stay	
BR150-4G	4				
BR150-4F	4				
BR150-4E	4				
BR150-4D	4				
BR150-4C	4				
BR150-4B	4				
BR150-4A	4				

BY	REVISIONS	DATE	SCALE	SERIAL	SHEET
JOHN A. ROEBLING'S SONS CO., TRENTON, N. J.					
APPROVED					
CH. DR.					
ENG'R					

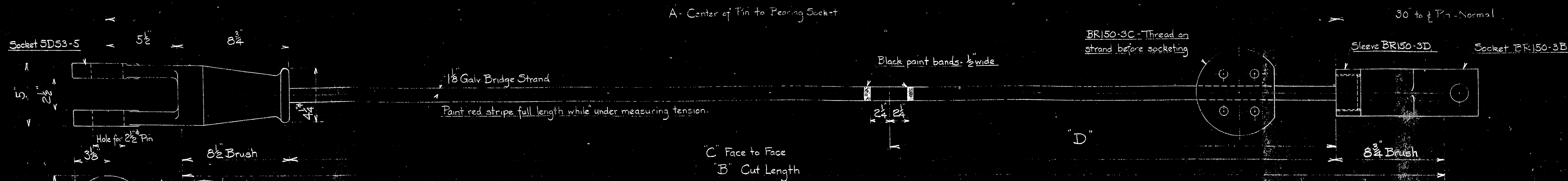
DWG. NO.	TITLE	REFERENCE DRAWINGS



MARK REQ'D		MAT'L		REQ. NO.		NAME		REMARKS	
BILL OF MATERIAL									
JOHN A. ROEBLING'S SONS CO., TRENTON, N. J.									
						DEER ISLE BRIDGE REINFORCEMENT			
						CABLE BAND CONNECTION			
G.W.		General Revision		2-16-44		DETAILS			
BY		REVISIONS		DATE					
APPROVED ROBINSON AND STEINMAN				SCALE 3"=10"		SERIAL		SHEET	
FEB 28 1944				DES DR 67-44		BR 150		5	
CH. DR.				TR.					
ENG'R				CH.					

PRIS-4	Transverse Sta. Details
PRIS-5	Cable Box Details
PRIS-6	Assembly - Station to Cable
DWG. NO.	TITLE
REFERENCE DRAWINGS	

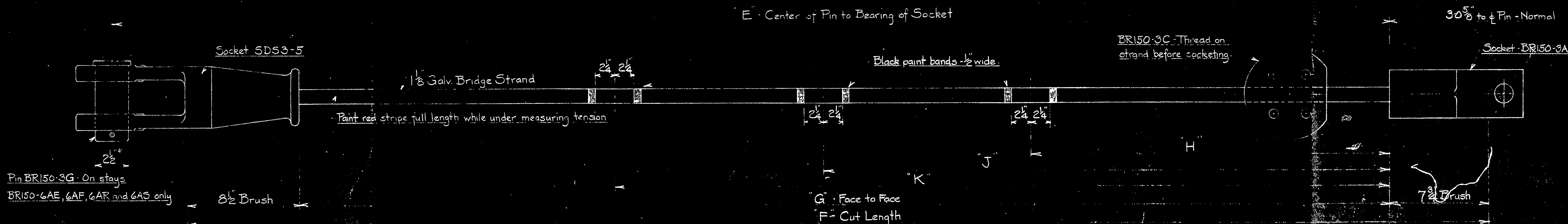
MARK REQ'D		MAT'L		REQ. NO.		NAME		REMARKS	
BILL OF MATERIAL									
JOHN A. ROEBLING'S SONS CO., TRENTON, N. J.									
						DEER ISLE BRIDGE REINFORCEMENT			
						CABLE BAND CONNECTION			
G.W.		General Revision		2-16-44		DETAILS			
BY		REVISIONS		DATE					
APPROVED ROBINSON AND STEINMAN				SCALE 3"=10"		SERIAL		SHEET	
FEB 28 1944				DES DR 67-44		BR 150		5	
CH. DR.				TR.					
ENG'R				CH.					



LONGITUDINAL STAYS

Prestrressing Tension 80,500# Measuring Tension 10,000# @ 50°F

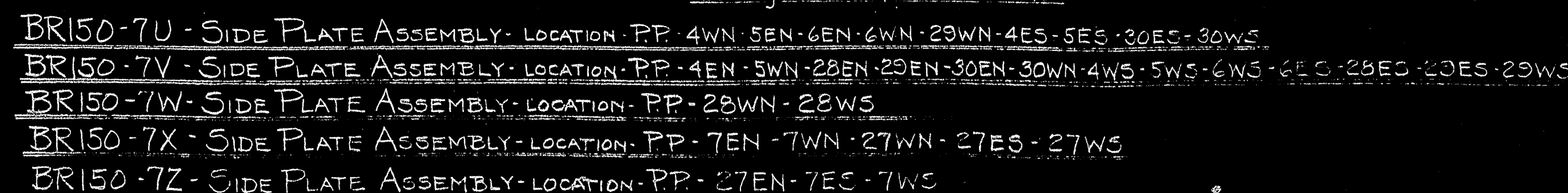
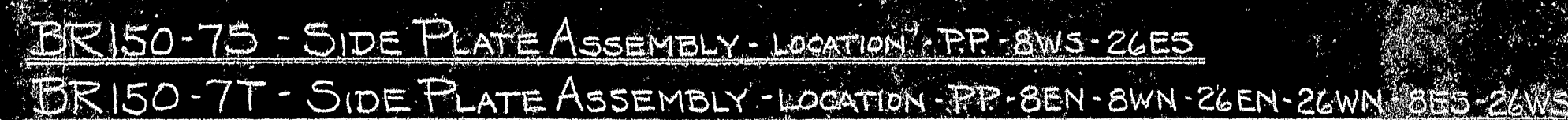
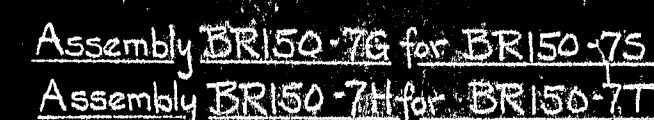


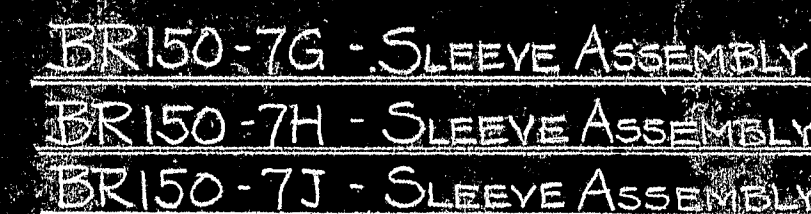
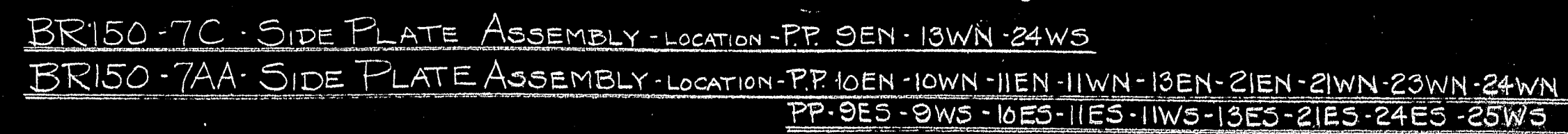
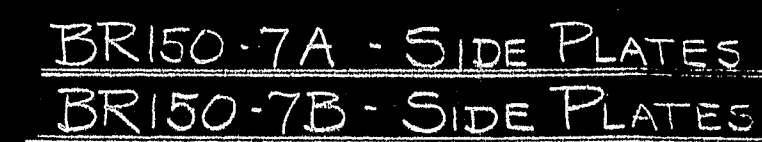
MARK	N ^o REQ'D	LOCATION	A	B	C	D	MARK	N ^o REQ'D	LOCATION	A	B	C	D
BR150-6A	4	L2-U3	28'-5 3/4"	28'-8 3/4"	27'-3 1/2"	—	BR150-6K	4	L32-U31	26'-7 3/8"	26'-10 3/8"	25'-5 3/8"	—
BR150-6B	4	L3-U4	31'-1 1/8"	31'-4 1/8"	29'-11 1/2"	12'-3 1/4"	BR150-6L	4	L31-U30	28'-6 3/8"	28'-9 3/8"	27'-3 3/8"	11'-1 3/8"
BR150-6C	4	L4-U5	34'-8 3/8"	34'-11 3/8"	33'-5 3/8"	14'-4"	BR150-6M	4	L30-U29	31'-3 3/8"	31'-6 3/8"	30'-1 3/8"	12'-7 1/8"
BR150-6D	4	L5-U6	39'-0 3/8"	39'-3 3/8"	37'-10 3/8"	16'-8 3/8"	BR150-6N	4	L29-U28	35'-2 3/8"	35'-5 3/8"	34'-0 3/8"	14'-8 3/8"
BR150-6E	4	L6-U7	44'-4 3/8"	44'-7 3/8"	43'-1 3/8"	19'-4 3/8"	BR150-6P	4	L28-U27	40'-2 3/8"	40'-5 3/8"	39'-0 3/8"	17'-3 3/8"
BR150-6F	4	L7-U6	36'-6 3/8"	36'-9 3/8"	35'-4 3/8"	19'-6 3/8"	BR150-6R	4	L27-U26	37'-9 3/8"	38'-0 3/8"	36'-7 3/8"	20'-5 3/8"
BR150-6G	4	L6-U5	32'-4 3/8"	32'-7 3/8"	31'-2 3/8"	17'-5 3/8"	BR150-6S	4	L28-U29	33'-5 3/8"	33'-8 3/8"	32'-3 3/8"	18'-3 3/8"
BR150-6H	4	L5-U4	29'-1 3/8"	29'-4 3/8"	27'-11 3/8"	15'-10 3/8"	BR150-6T	4	L29-U30	30'-0 3/8"	30'-3 3/8"	28'-10 3/8"	16'-6 3/8"
BR150-6J	4	L4-U3	26'-9 3/8"	27'-0 3/8"	25'-7 3/8"	14'-10 3/8"	BR150-6U	4	L30-U31	27'-7 3/8"	27'-10 3/8"	26'-5 3/8"	15'-5 3/8"



MARK	N ^o REQ'D	LOCATION	E	F	G	H	J	K	MARK	N ^o REQ'D	LOCATION	E	F	G	H	J	K
BR150-6AA	4	L7-U9	75'-5 3/8"	75'-7 3/8"	74'-2 3/8"	30'-6"	52'-5 3/8"	—	BR150-6AL	4	L27-U25	69'-6 3/8"	69'-8 3/8"	68'-4 3/8"	27'-8 3/8"	—	—
BR150-6AB	4	L8-U10	81'-4 3/8"	81'-8 3/8"	80'-4 3/8"	13'-11 3/8"	33'-5 3/8"	57'-0 3/8"	BR150-6AM	4	L26-U24	75'-5 3/8"	75'-7 3/8"	74'-1 3/8"	12'-3 3/8"	30'-8 3/8"	52'-3 3/8"
BR150-6AC	4	L9-U11	85'-5 3/8"	85'-7 3/8"	84'-3 3/8"	15'-6 3/8"	37'-2 3/8"	65'-5 3/8"	BR150-6AN	4	L25-U23	82'-0 3/8"	82'-2 3/8"	80'-10 3/8"	14'-0 3/8"	34'-1 3/8"	60'-5 3/8"
BR150-6AD	4	L10-U13	122'-10 3/8"	123'-0 3/8"	121'-8 3/8"	17'-3 3/8"	48'-10 3/8"	81'-2 3/8"	BR150-6AP	4	L24-U21	114'-5 3/8"	114'-7 3/8"	113'-3 3/8"	15'-8 3/8"	45'-0 3/8"	75'-2 3/8"
BR150-6AE	4	L11-Tower	225'-5 3/8"	225'-7 3/8"	224'-2 3/8"	32'-8 3/8"	75'-0 3/8"	110'-1 3/8"	BR150-6AR	4	L23-Tower	211'-7 3/8"	211'-9 3/8"	210'-5 3/8"	30'-1 3/8"	69'-7 3/8"	102'-9 3/8"
BR150-6AF	4	L13-Tower	183'-9 3/8"	183'-11 3/8"	182'-7 3/8"	34'-4 3/8"	72'-3"	—	BR150-6AS	4	L21-Tower	172'-5 3/8"	172'-7 3/8"	171'-2 3/8"	42'-11 3/8"	67'-3 3/8"	—
BR150-6AG	4	L13-U10	96'-9 3/8"	96'-11 3/8"	95'-7 3/8"	32'-8 3/8"	57'-1 3/8"	82'-1 3/8"	BR150-6AT	4	L21-U24	102'-3 3/8"	102'-5 3/8"	101'-0 3/8"	42'-0 3/8"	60'-9 3/8"	86'-11 3/8"
BR150-6AH	4	L11-U9	70'-6 3/8"	70'-8 3/8"	69'-3 3/8"	17'-1 3/8"	39'-9 3/8"	57'-0 3/8"	BR150-6AU	4	L23-U25	74'-4 3/8"	74'-6 3/8"	73'-2 3/8"	18'-4 3/8"	42'-2 3/8"	60'-5 3/8"
BR150-6AJ	4	L10-U8	65'-7 3/8"	65'-9 3/8"	64'-5 3/8"	18'-6 3/8"	37'-4 3/8"	53'-6 3/8"	BR150-6AV	4	L24-U26	69'-0 3/8"	69'-2 3/8"	67'-10 3/8"	19'-9 3/8"	39'-7 3/8"	56'-5 3/8"
BR150-6AK	4	L9-U7	61'-7 3/8"	61'-9 3/8"	60'-4 3/8"	17'-0 3/8"	35'-5 3/8"	—	BR150-6AW	4	L25-U27	64'-6 3/8"	64'-8 3/8"	63'-4 3/8"	18'-9 3/8"	37'-6 3/8"	—

PAINT - sockets one shop coat red lead after socketing

MARK	REQ'D	MAT'L	REQ. NO.	NAME	REMARKS
BILL OF MATERIAL					
JOHN A. ROEBLING'S SONS CO., TRENTON, N. J.					
BR150-14	Lower Top Connection	2/11/44	2/11/44	DEER ISLE BRIDGE REINFORCEMENT	
BR150-12	Assembly of Stays to Cable Bands	2/11/44	2/11/44	LONGITUDINAL STAY DETAILS	
BR150-11	Assemblies of Longitudinal Stays	2/11/44	2/11/44		
BR150-10	Cross Clip Locations	2/11/44	2/11/44		
BR150-3	Socket Details	2/11/44	2/11/44		
DWG. NO.	TITLE	CH. DR.	ENGR.	SCALE	SERIAL SHEET
	REFERENCE DRAWINGS			1" = 10'-0"	BR150 6



After Side Plate Assemblies have been completely welded, assemblies are to be placed in a normalizing oven and thoroughly stress relieved.

PAINT - one shop coat red lead

MARK	REQ'D	MAT'L	REQ. NO.	NAME	REMARKS
------	-------	-------	----------	------	---------

DATE	TIME	BY	REMARKS
BILL OF MATERIAL			

JOHN A. ROERLING'S SONS CO. TRENTON, N. J.

JOHN A. ROEBLING & SONS CO., TRENTON, N.J.

				DEER ISLE BRIDGE REINFORCEMENT
--	--	--	--	--------------------------------

--	--	--	--	--	--	--	--	--	--	--	--	--	--	--	--	--	--	--	--	--	--	--	--	--	--	--	--	--	--	--	--	--	--	--	--	--	--	--	--	--	--	--	--	--	--	--	--	--	--	--	--	--	--	--	--	--	--	--	--	--	--	--	--	--	--	--	--	--	--	--	--	--	--	--	--	--	--	--	--	--	--	--	--	--	--	--	--	--	--	--	--	--	--	--	--	--	--	--	--	--	--	--	--	--	--	--	--	--	--	--	--	--	--	--	--	--	--	--	--	--	--	--	--	--	--	--	--	--	--	--	--	--	--	--	--	--	--	--	--	--	--	--	--	--	--	--	--	--	--	--	--	--	--	--	--	--	--	--	--	--	--	--	--	--	--	--	--	--	--	--	--	--	--	--	--	--	--	--	--	--	--	--	--	--	--	--	--	--	--	--	--	--	--	--	--	--	--	--	--	--	--	--	--	--	--	--	--	--	--	--	--	--	--	--	--	--	--	--	--	--	--	--	--	--	--	--	--	--	--	--	--	--	--	--	--	--	--	--	--	--	--	--	--	--	--	--	--	--	--	--	--	--	--	--	--	--	--	--	--	--	--	--	--	--	--	--	--	--	--	--	--	--	--	--	--	--	--	--	--	--	--	--	--	--	--	--	--	--	--	--	--	--	--	--	--	--	--	--	--	--	--	--	--	--	--	--	--	--	--	--	--	--	--	--	--	--	--	--	--	--	--	--	--	--	--	--	--	--	--	--	--	--	--	--	--	--	--	--	--	--	--	--	--	--	--	--	--	--	--	--	--	--	--	--	--	--	--	--	--	--	--	--	--	--	--	--	--	--	--	--	--	--	--	--	--	--	--	--	--	--	--	--	--	--	--	--	--	--	--	--	--	--	--	--	--	--	--	--	--	--	--	--	--	--	--	--	--	--	--	--	--	--	--	--	--	--	--	--	--	--	--	--	--	--	--	--	--	--	--	--	--	--	--	--	--	--	--	--	--	--	--	--	--	--	--	--	--	--	--	--	--	--	--	--	--	--	--	--	--	--	--	--	--	--	--	--	--	--	--	--	--	--	--	--	--	--	--	--	--	--	--	--	--	--	--	--	--	--	--	--	--	--	--	--	--	--	--	--	--	--	--	--	--	--	--	--	--	--	--	--	--	--	--	--	--	--	--	--	--	--	--	--	--	--	--	--	--	--	--	--	--	--	--	--	--	--	--	--	--	--	--	--	--	--	--	--	--	--	--	--	--	--	--	--	--	--	--	--	--	--	--	--	--	--	--	--	--	--	--	--	--	--	--	--	--	--	--	--	--	--	--	--	--	--	--	--	--	--	--	--	--	--	--	--	--	--	--	--	--	--	--	--	--	--	--	--	--	--	--	--	--	--	--	--	--	--	--	--	--	--	--	--	--	--	--	--	--	--	--	--	--	--	--	--	--	--	--	--	--	--	--	--	--	--	--	--	--	--	--	--	--	--	--	--	--	--	--	--	--	--	--	--	--	--	--	--	--	--	--	--	--	--	--	--	--	--	--	--	--	--	--	--	--	--	--	--	--	--	--	--	--	--	--	--	--	--	--	--	--	--	--	--	--	--	--	--	--	--	--	--	--	--	--	--	--	--	--	--	--	--	--	--	--	--	--	--	--	--	--	--	--	--	--	--	--	--	--	--	--	--	--	--	--	--	--	--	--	--	--	--	--	--	--	--	--	--	--	--	--	--	--	--	--	--	--	--	--	--	--	--	--	--	--	--	--	--	--	--	--	--	--	--	--	--	--	--	--	--	--	--	--	--	--	--	--	--	--	--	--	--	--	--	--	--	--	--	--	--	--	--	--	--	--	--	--	--	--	--	--	--	--	--	--	--	--	--	--	--	--	--	--	--	--	--	--	--	--	--	--	--	--	--	--	--	--	--	--	--	--	--	--	--	--	--	--	--	--	--	--	--	--	--	--	--	--	--	--	--	--	--	--	--	--	--	--	--	--	--	--	--	--	--	--	--	--	--	--	--	--	--	--	--	--	--	--	--	--	--	--	--	--	--	--	--	--	--	--	--	--	--	--	--	--	--	--	--	--	--	--	--	--	--	--	--	--	--	--	--	--	--	--	--	--	--	--	--	--	--	--	--	--	--	--	--	--	--	--	--	--	--	--	--	--	--	--	--	--	--	--	--	--	--	--	--	--	--	--	--	--	--	--	--	--	--	--	--	--	--	--	--	--	--	--	--	--	--	--	--	--	--	--	--	--	--	--	--	--	--	--	--	--	--	--	--	--	--	--	--	--	--	--	--	--	--	--	--	--	--	--	--	--	--	--	--	--	--	--	--	--	--	--	--	--	--	--	--	--	--	--	--	--	--	--	--	--	--	--	--	--	--	--	--	--	--	--	--	--	--	--	--	--	--	--	--	--	--	--	--	--	--	--	--	--	--	--	--	--	--	--	--	--	--	--	--	--	--	--	--	--	--	--	--	--	--	--	--	--	--	--	--	--	--	--	--	--	--	--	--	--	--	--	--	--	--	--	--	--	--	--	--	--	--	--	--	--	--	--	--	--	--	--	--	--	--	--	--	--	--	--	--	--	--	--	--	--	--	--	--	--	--	--	--	--	--	--	--	--	--	--	--	--	--	--	--	--	--	--	--	--	--	--	--	--	--	--	--	--	--	--	--	--	--	--	--	--	--	--	--	--	--	--	--	--	--	--	--	--	--	--	--	--	--	--	--	--	--	--	--	--	--	--	--	--	--	--	--	--	--	--	--	--	--	--	--	--	--	--	--	--	--	--	--	--	--	--	--	--	--	--	--	--	--	--	--	--	--	--	--	--	--	--	--	--	--	--	--	--	--	--	--	--	--	--	--	--	--	--	--	--	--	--	--	--	--	--	--	--	--	--	--	--	--	--	--	--	--	--	--	--	--	--	--	--	--	--	--	--	--	--	--	--	--	--	--	--	--	--	--	--	--	--	--	--	--	--	--	--	--	--	--	--	--	--	--	--	--	--	--	--	--	--	--	--	--	--	--	--	--	--	--	--	--	--	--	--	--	--	--	--	--	--	--	--	--	--	--	--	--	--	--	--	--	--	--	--	--	--	--	--	--	--

6110	BR 150-78 Cont. to 324	2-28-44	DETAILS OF RUSS CONNECTION
6111	General Revisions	2-16-45	

BY	REVISIONS	DATE	FOR LONGITUDINAL STAYS
----	-----------	------	------------------------

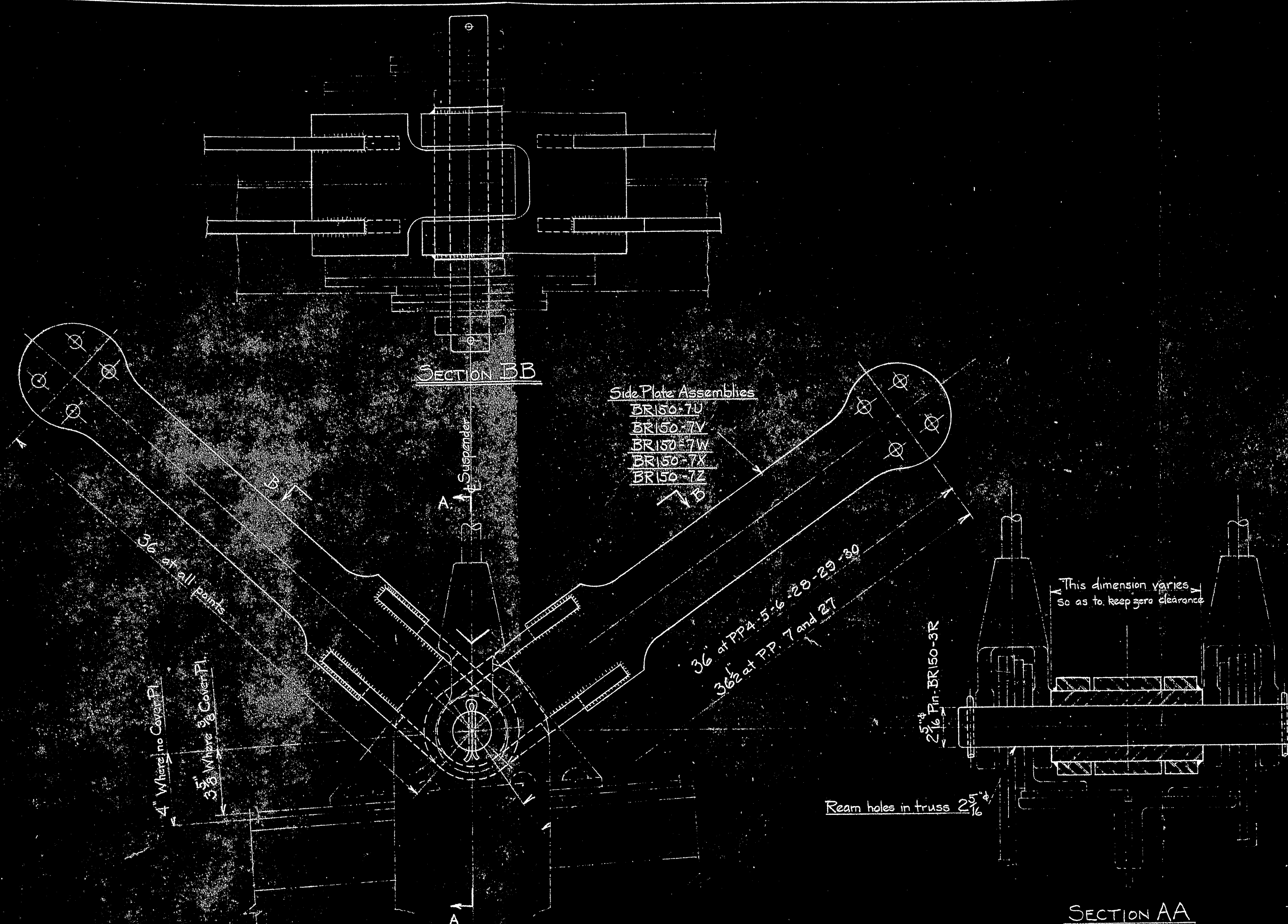
APPROVED	SCALE 3" = 1'-0"	SERIAL	SHEET
----------	------------------	--------	-------

ROBINSON AND STEINMAN
 FEB 29 1944
 DES

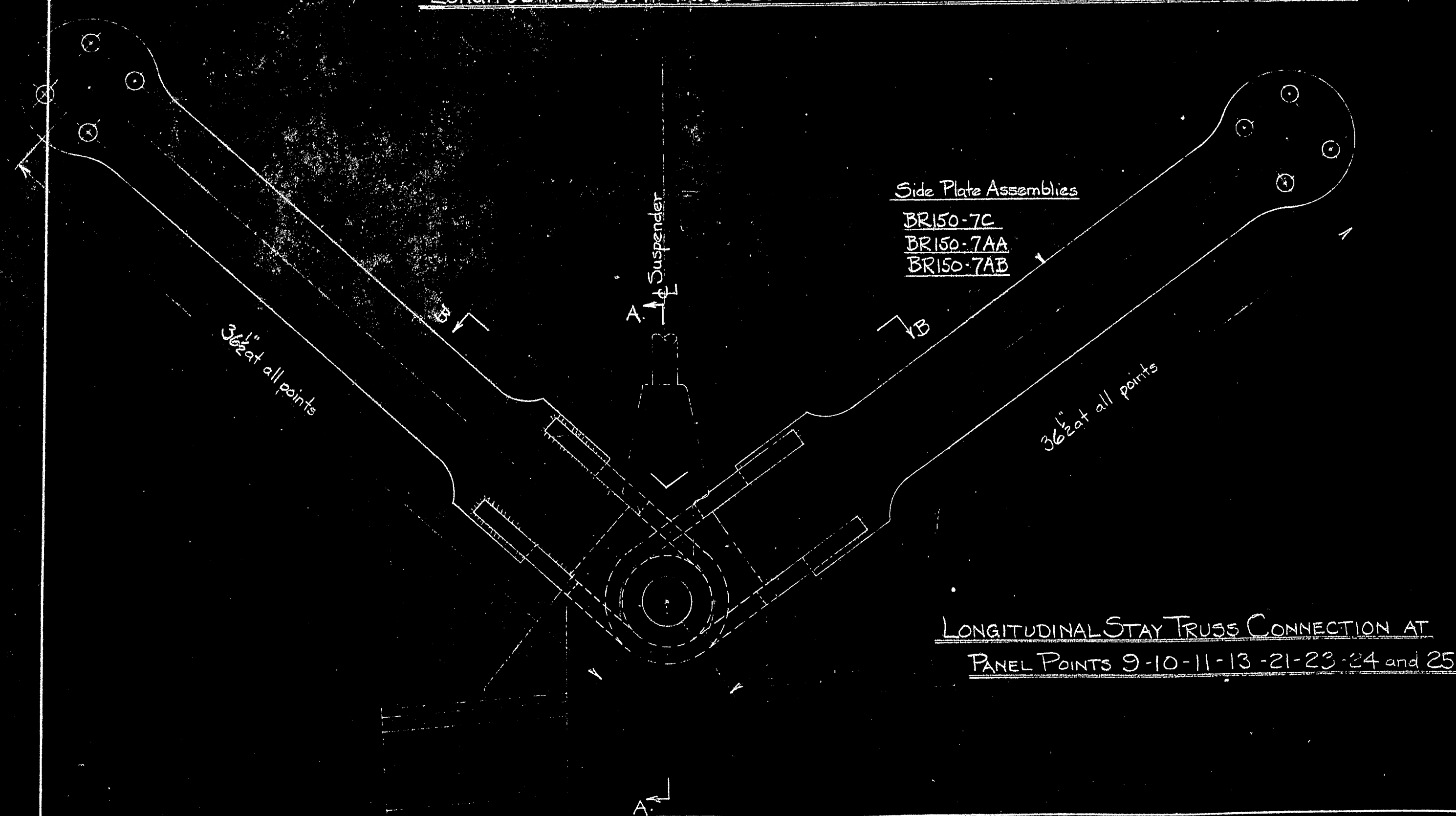
DR 140 1-18 44	BR 50	7
----------------	-------	---

CH DR. **TR**
ENG'B **CH**


--	--	--	--	--	--	--	--	--	--	--	--	--	--	--	--	--	--	--	--	--	--	--	--	--	--	--	--	--	--	--	--	--	--	--	--	--	--	--	--	--	--	--	--	--	--	--	--	--	--	--	--	--	--	--	--	--	--	--	--	--	--	--	--	--	--	--	--	--	--	--	--	--	--	--	--	--	--	--	--	--	--	--	--	--	--	--	--	--	--	--	--	--	--	--	--	--	--	--	--	--	--	--	--	--	--	--	--	--	--	--	--	--	--	--	--	--	--	--	--	--	--	--	--	--	--	--	--	--	--	--	--	--	--	--	--	--	--	--	--	--	--	--	--	--	--	--	--	--	--	--	--	--	--	--	--	--	--	--	--	--	--	--	--	--	--	--	--	--	--	--	--	--	--	--	--	--	--	--	--	--	--	--	--	--	--	--	--	--	--	--	--	--	--	--	--	--	--	--	--	--	--	--	--	--	--	--	--	--	--	--	--	--	--	--	--	--	--	--	--	--	--	--	--	--	--	--	--	--	--	--	--	--	--	--	--	--	--	--	--	--	--	--	--	--	--	--	--	--	--	--	--	--	--	--	--	--	--	--	--	--	--	--	--	--	--	--	--	--	--	--	--	--	--	--	--	--	--	--	--	--	--	--	--	--	--	--	--	--	--	--	--	--	--	--	--	--	--	--	--	--	--	--	--	--	--	--	--	--	--	--	--	--	--	--	--	--	--	--	--	--	--	--	--	--	--	--	--	--	--	--	--	--	--	--	--	--	--	--	--	--	--	--	--	--	--	--	--	--	--	--	--	--	--	--	--	--	--	--	--	--	--	--	--	--	--	--	--	--	--	--	--	--	--	--	--	--	--	--	--	--	--	--	--	--	--	--	--	--	--	--	--	--	--	--	--	--	--	--	--	--	--	--	--	--	--	--	--	--	--	--	--	--	--	--	--	--	--	--	--	--	--	--	--	--	--	--	--	--	--	--	--	--	--	--	--	--	--	--	--	--	--	--	--	--	--	--	--	--	--	--	--	--	--	--	--	--	--	--	--	--	--	--	--	--	--	--	--	--	--	--	--	--	--	--	--	--	--	--	--	--	--	--	--	--	--	--	--	--	--	--	--	--	--	--	--	--	--	--	--	--	--	--	--	--	--	--	--	--	--	--	--	--	--	--	--	--	--	--	--	--	--	--	--	--	--	--	--	--	--	--	--	--	--	--	--	--	--	--	--	--	--	--	--	--	--	--	--	--	--	--	--	--	--	--	--	--	--	--	--	--	--	--	--	--	--	--	--	--	--	--	--	--	--	--	--	--	--	--	--	--	--	--	--	--	--	--	--	--	--	--	--	--	--	--	--	--	--	--	--	--	--	--	--	--	--	--	--	--	--	--	--	--	--	--	--	--	--	--	--	--	--	--	--	--	--	--	--	--	--	--	--	--	--	--	--	--	--	--	--	--	--	--	--	--	--	--	--	--	--	--	--	--	--	--	--	--	--	--	--	--	--	--	--	--	--	--	--	--	--	--	--	--	--	--	--	--	--	--	--	--	--	--	--	--	--	--	--	--	--	--	--	--	--	--	--	--	--	--	--	--	--	--	--	--	--	--	--	--	--	--	--	--	--	--	--	--	--	--	--	--	--	--	--	--	--	--	--	--	--	--	--	--	--	--	--	--	--	--	--	--	--	--	--	--	--	--	--	--	--	--	--	--	--	--	--	--	--	--	--	--	--	--	--	--	--	--	--	--	--	--	--	--	--	--	--	--	--	--	--	--	--	--	--	--	--	--	--	--	--	--	--	--	--	--	--	--	--	--	--	--	--	--	--	--	--	--	--	--	--	--	--	--	--	--	--	--	--	--	--	--	--	--	--	--	--	--	--	--	--	--	--	--	--	--	--	--	--	--	--	--	--	--	--	--	--	--	--	--	--	--	--	--	--	--	--	--	--	--	--	--	--	--	--	--	--	--	--	--	--	--	--	--	--	--	--	--	--	--	--	--	--	--	--	--	--	--	--	--	--	--	--	--	--	--	--	--	--	--	--	--	--	--	--	--	--	--	--	--	--	--	--	--	--	--	--	--	--	--	--	--	--	--	--	--	--	--	--	--	--	--	--	--	--	--	--	--	--	--	--	--	--	--	--	--	--	--	--	--	--	--	--	--	--	--	--	--	--	--	--	--	--	--	--	--	--	--	--	--	--	--	--	--	--	--	--	--	--	--	--	--	--	--	--	--	--	--	--	--	--	--	--	--	--	--	--	--	--	--	--	--	--	--	--	--	--	--	--	--	--	--	--	--	--	--	--	--	--	--	--	--	--	--	--	--	--	--	--	--	--	--	--	--	--	--	--	--	--	--	--	--	--	--	--	--	--	--	--	--	--	--	--	--	--	--	--	--	--	--	--	--	--	--	--	--	--	--	--	--	--	--	--	--	--	--	--	--	--	--	--	--	--	--	--	--	--	--	--	--	--	--	--	--	--	--	--	--	--	--	--	--	--	--	--	--	--	--	--	--	--	--	--	--	--	--	--	--	--	--	--	--	--	--	--	--	--	--	--	--	--	--	--	--	--	--	--	--	--	--	--	--	--	--	--	--	--	--	--	--	--	--	--	--	--	--	--	--	--	--	--	--	--	--	--	--	--	--	--	--	--	--	--	--	--	--	--	--	--	--	--	--	--	--	--	--	--	--	--	--	--	--	--	--	--	--	--	--	--	--	--	--	--	--	--	--	--	--	--	--	--	--	--	--	--	--	--	--	--	--	--	--	--	--	--	--	--	--	--	--	--	--	--	--	--	--	--	--	--	--	--	--	--	--	--	--	--	--	--	--	--	--	--	--	--	--	--	--	--	--	--	--	--	--	--	--	--	--	--	--	--	--	--	--	--	--	--	--	--	--	--	--	--	--	--	--	--	--	--	--	--	--	--	--	--	--	--	--	--	--	--	--	--	--	--	--	--	--	--	--	--	--	--	--	--	--	--	--	--	--	--	--	--	--	--	--	--	--	--	--	--	--	--	--	--	--	--	--	--	--	--	--	--	--	--	--	--	--	--	--	--	--	--	--	--	--	--	--	--	--	--	--	--	--	--	--	--	--	--	--	--	--	--



LONGITUDINAL STAY TRUSS CONNECTION AT PANEL POINTS 4-5-6-7-27-28-29 and 30

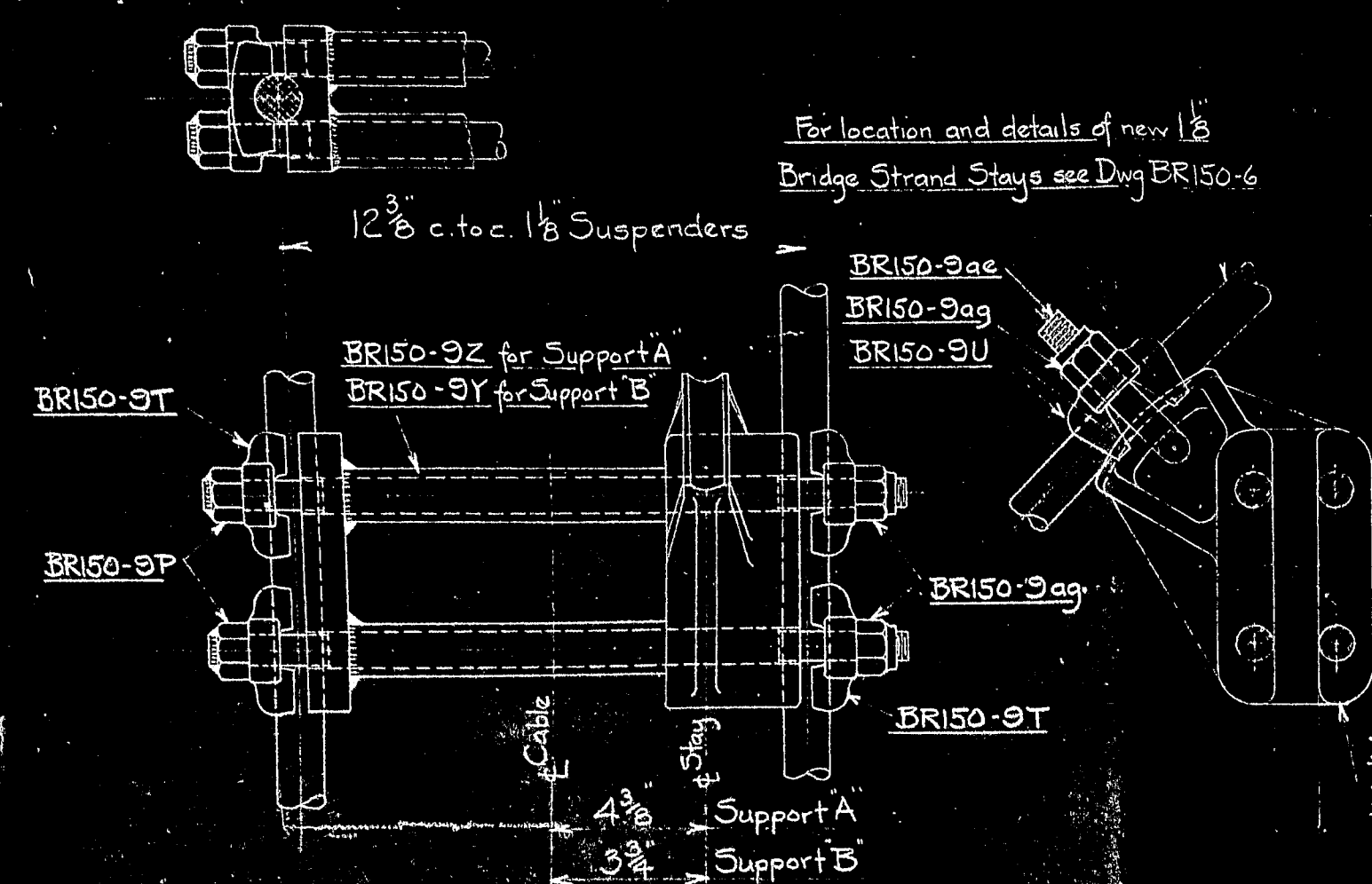


LONGITUDINAL STAY TRUSS CONNECTION AT
PANEL POINTS 9-10-11-13-21-23-24 and 25

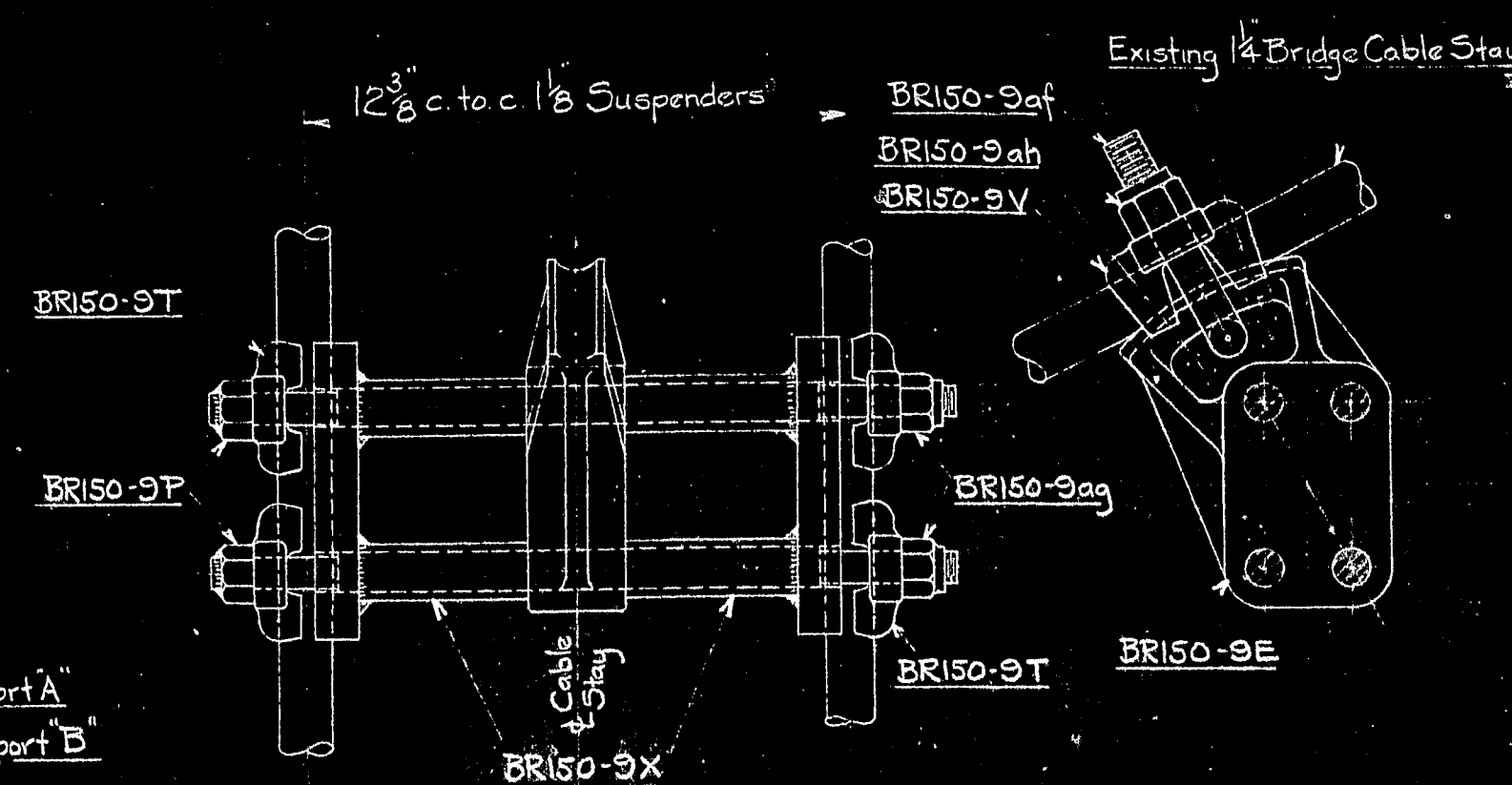


LONGITUDINAL STAY TRUSS CONNECTION AT PANEL POINTS 2-3-8-26-31 and 32

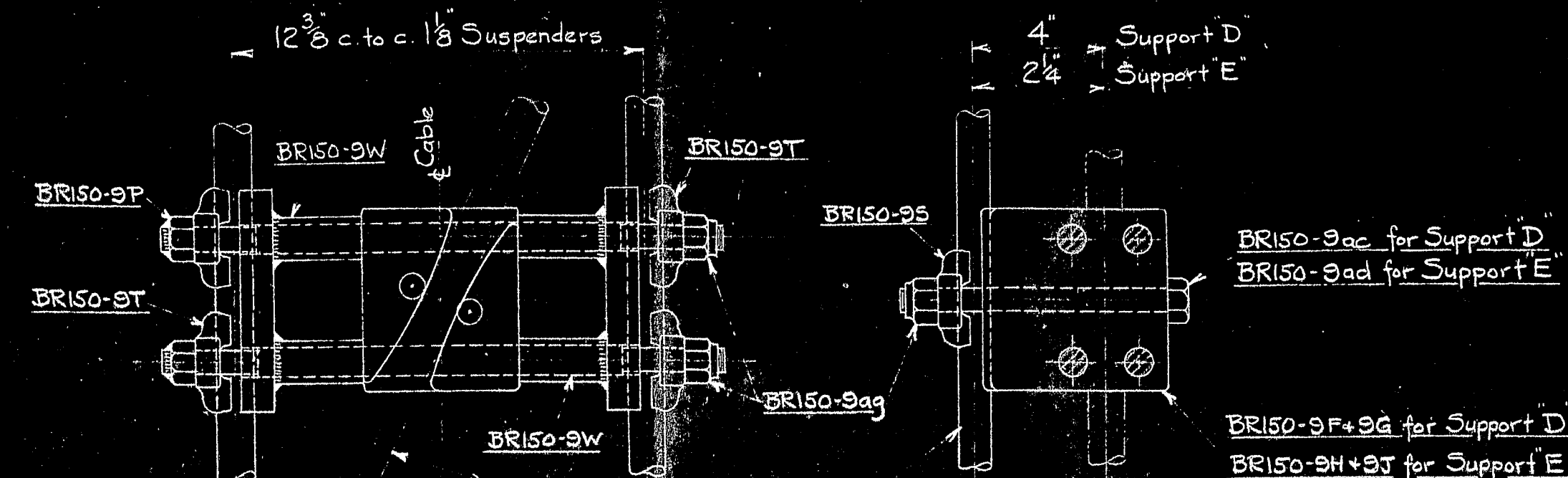
MARK	REQ'D	MAT'L	REQ. NO.	NAME	REMARKS
BILL OF MATERIAL					
JOHN A. ROEBLING'S SONS CO., TRENTON, N. J.					
DEER ISLE BRIDGE REINFORCEMENT					
ASSEMBLY OF TRUSS CONNECTION					
FOR LONGITUDINAL STAYS					
BY	REVISIONS	DATE	APPROVED	SCALE 3"=1'-0"	SERIAL
BR150-11	Assembly of Longitudinal Stays		ROBINSON AND STEINMAN	1-21-44	BR150
BR150-7	Details of Truss Connection		FEB 20 1944	TR	8
BR150-3	Socket Details		CH. DR.	CH	
DWG. NO.	TITLE		ENG'R		
REFERENCE DRAWINGS					

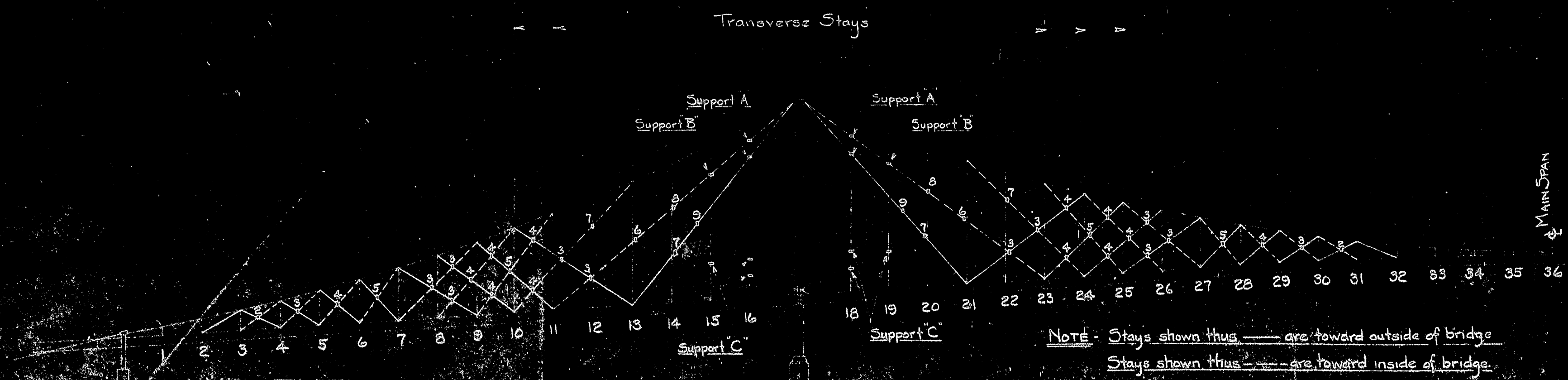


SUPPORT A - FOR LONGITUDINAL STAYS AT P.P. 16 and 18
SUPPORT B - FOR LONGITUDINAL STAYS AT P.P. 15 and 19



SUPPORT C - FOR BRIDGE CABLE STAYS AT P.P. 15-16-18 and 19






#1 @ PP 25
#10 @ PP 10-11-23-24
Support D @ 10-11
Support E @ 23-24-25

TRANSVERSE STAYS

LOCATION OF SUPPORTS AND CROSS CLAMPS FOR LONGITUDINAL STAYS



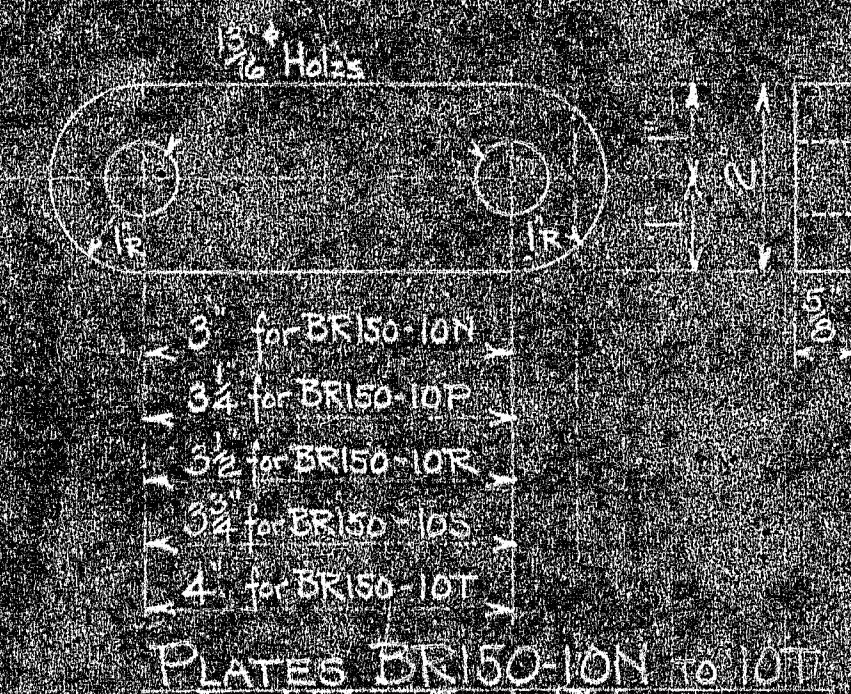
CROSS CLAMP #1 AT PP 25
For transverse stays - 2 Regd.
CROSS CLAMP #10 AT PP 10-11-23 and 24
For transverse stays - 8 Regd.

CROSS CLAMPS #2 to #5
For longitudinal stays
#2 - Angle A - 122° - 8 Regd.
#3 - Angle A - 102° - 48 Regd.
#4 - Angle A - 92° - 48 Regd.
#5 - Angle A - 82° - 16 Regd.


CROSS CLAMPS #6 to #9
For longitudinal stays and old 14 stays
#6 - Angle A - 122° - 8 Regd.
#7 - Angle A - 112° - 16 Regd.
#8 - Angle A - 102° - 8 Regd.
#9 - Angle A - 92° - 8 Regd.

1/8 for Clamp 6
1/4 for Clamp 7
2 1/2 for Clamp 8
2 5/8 for Clamp 9

BR150-10A	5		Casting - Galv.	OFF HAND TO 10D
BR150-10B	24			OFF HAND TO 10E
BR150-10C	4			OFF HAND TO 10F
BR150-10D	16	5621	3/4-10 Socket Hd. Cap Screw - 6 1/2 lg. - Galv.	
BR150-10E	16	5621	3/4-10 Socket Hd. Cap Screw - 6 1/2 lg. - Galv.	
BR150-10F	16	5621	3/4-10 Socket Hd. Cap Screw - 5 1/2 lg. - Galv.	
BR150-10G	292	5621	3/4-10 Socket Hd. Cap Screw - 5 1/2 lg. - Galv.	
BR150-10H	340	5624	Elastic Stop Nut - 3/4 D120	
BR150-10I	13	5623-25-26	Casting - Galv.	
BR150-10J	4	Steel 5622	Bent Plate - Galv.	
BR150-10K	32	Steel 5622-26	Plate - Galv.	
BR150-10L	112	Steel 5622-26		
BR150-10M	112	Steel 5622-26		
BR150-10N	32	Steel 5622-26		
BR150-10O	32	Steel 5622-26		
BR150-10P	52	Steel 5622-26	Plate - Galv.	
BR150-10Q	4	5623-25-26	Casting - Galv.	Opp. hand to 10J
BR150-10R	4	5623-25-26		As shown
BR150-10S	4	5623-25-26		Opp. hand to 10J
BR150-10T	4	5623-25-26		As shown
BR150-10U	4	5623-25-26		Opp. hand to 10J
BR150-10V	4	5623-25-26		As shown
BR150-10W	4	5623-25-26		As shown
BR150-10X	4	5623-25-26		As shown
BR150-10Y	4	5623-25-26		As shown
BR150-10Z	4	5623-25-26		As shown



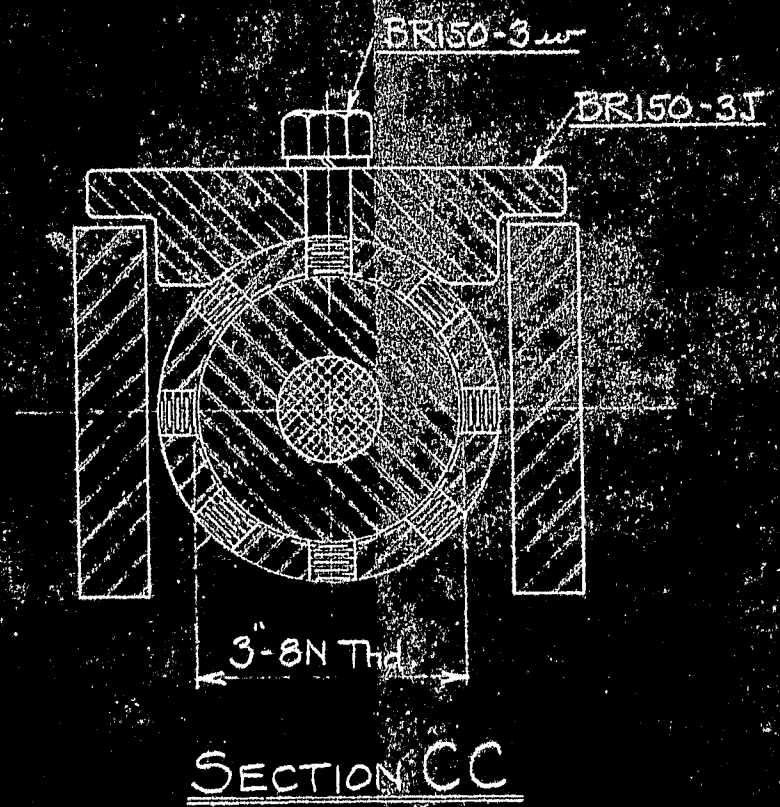
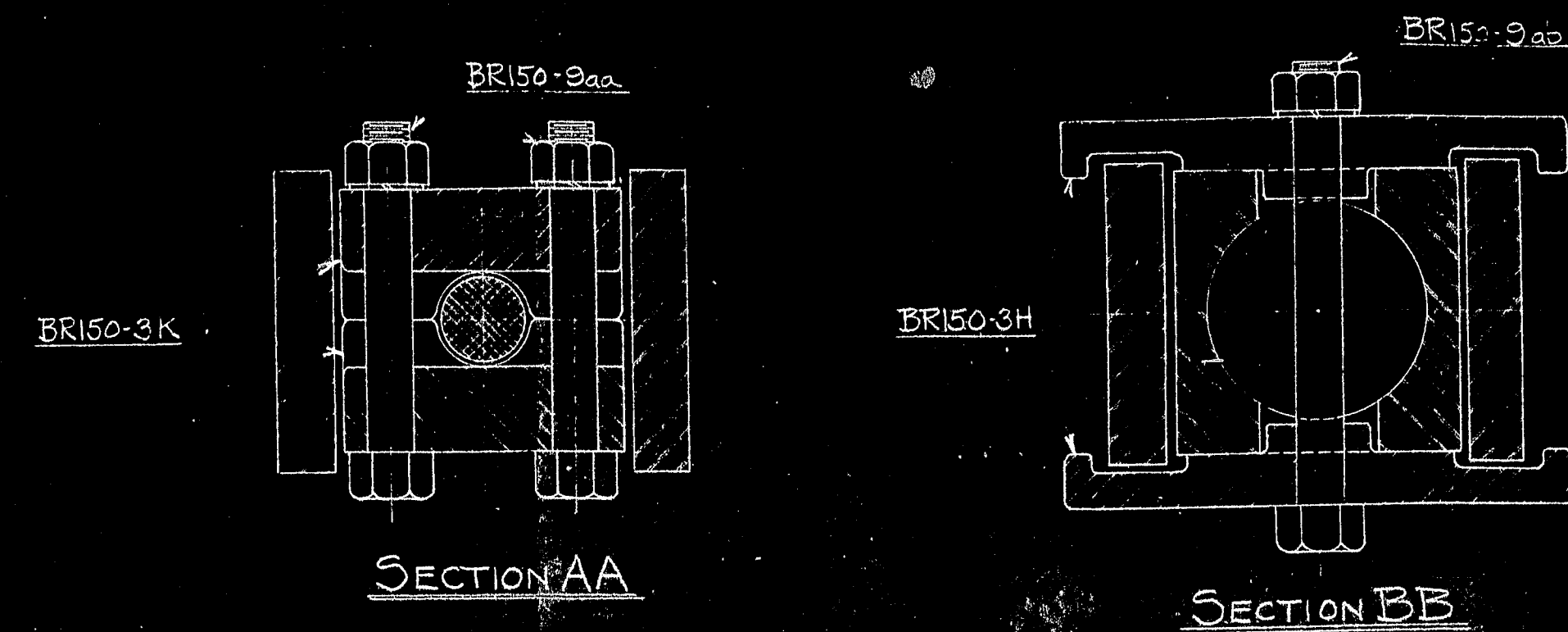
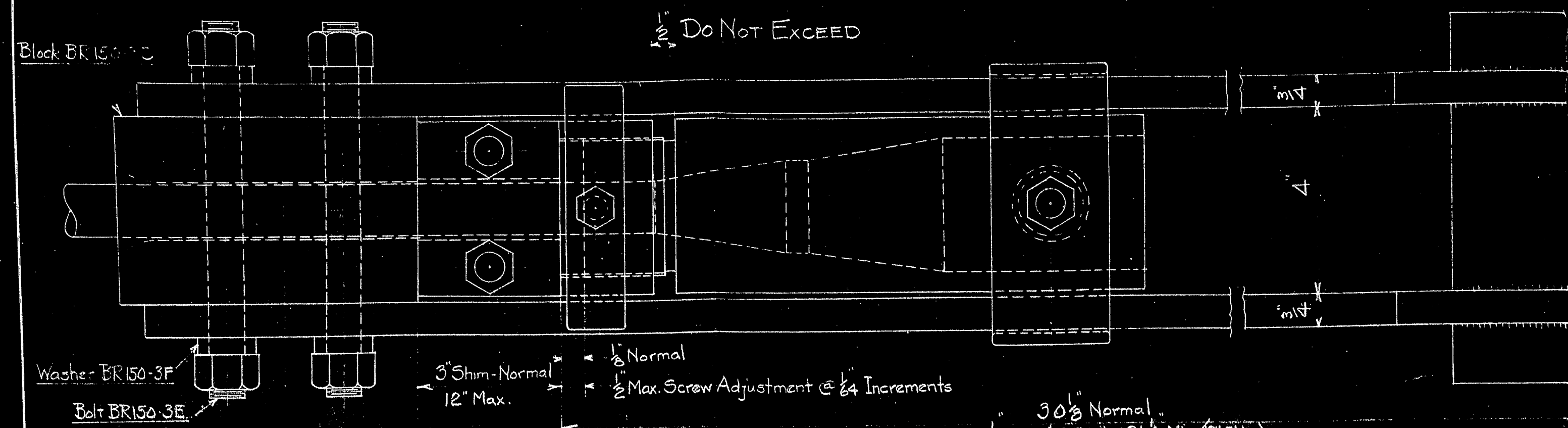
BR150-10U - BENT PLATE
Make from soft annealed flat 1/4 x 2 1/2



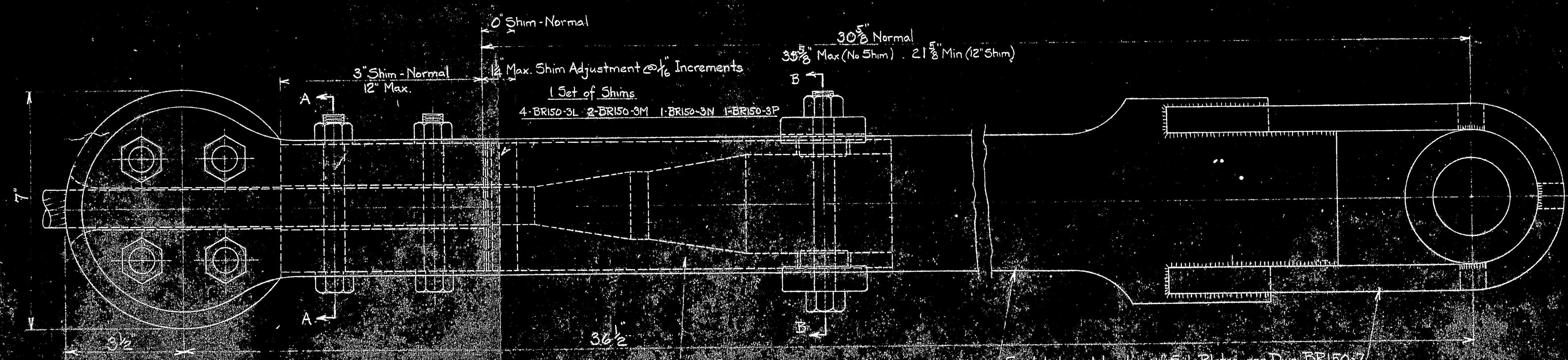
BR150-10A - CASTING - ANGLE A - 122° AS SHOWN - BR150-10X - OPP. HAND
BR150-10B - CASTING - ANGLE A - 102° AS SHOWN - BR150-10Y - OPP. HAND
BR150-10C - CASTING - ANGLE A - 92°
BR150-10D - CASTING - ANGLE A - 82° AS SHOWN - BR150-10Z - OPP. HAND

BR150-10E - CASTING - AS SHOWN - ANGLE A - 122°
BR150-10F - CASTING - OFF HAND
BR150-10G - CASTING - AS SHOWN - ANGLE A - 112°
BR150-10H - CASTING - OFF HAND
BR150-10I - CASTING - AS SHOWN - ANGLE A - 112°

MARK	REQ'D	MAT'L	REQ. NO.	NAME	REMARKS
BILL OF MATERIAL					
JOHN A. ROEBLING'S SONS CO., TRENTON, N. J.					

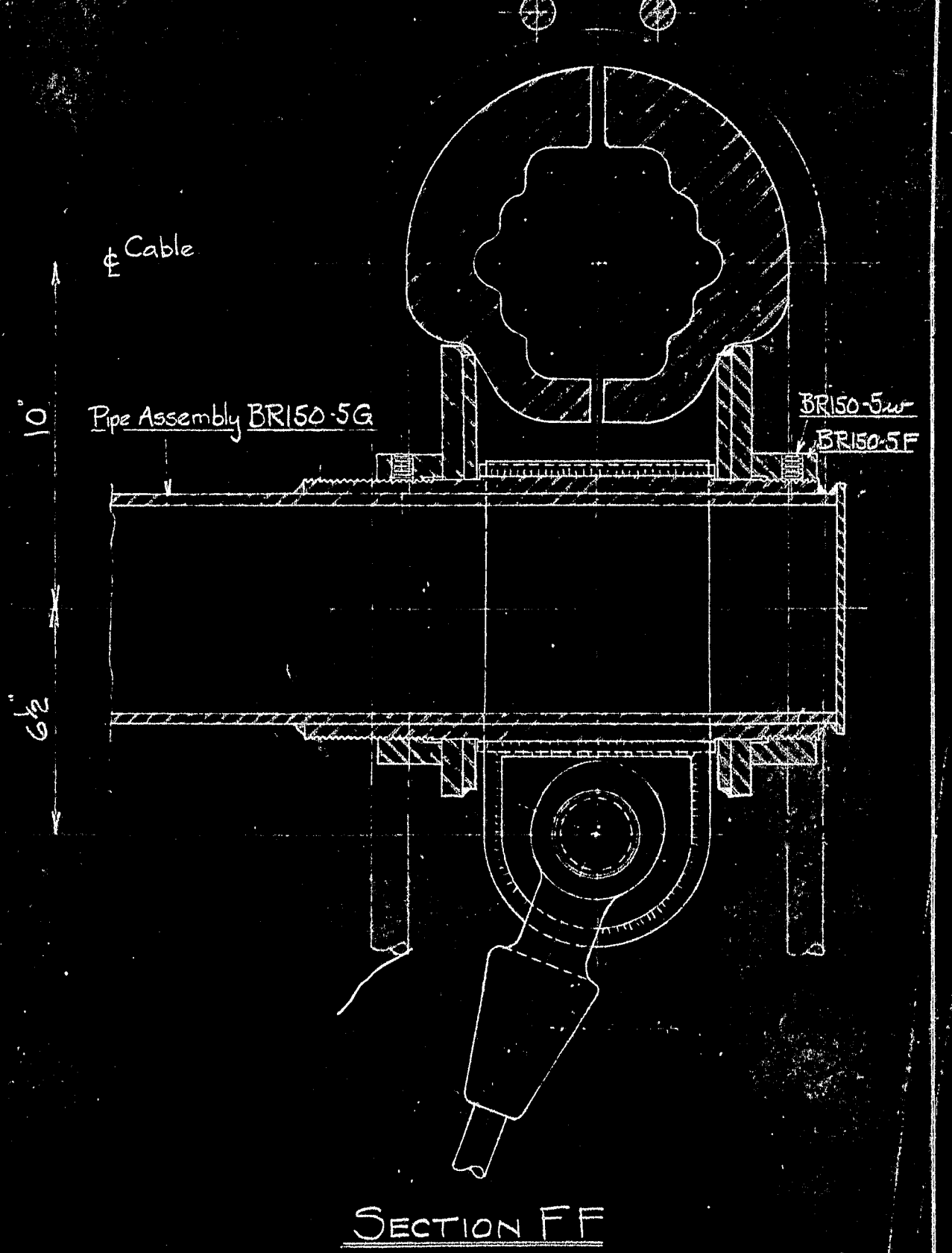

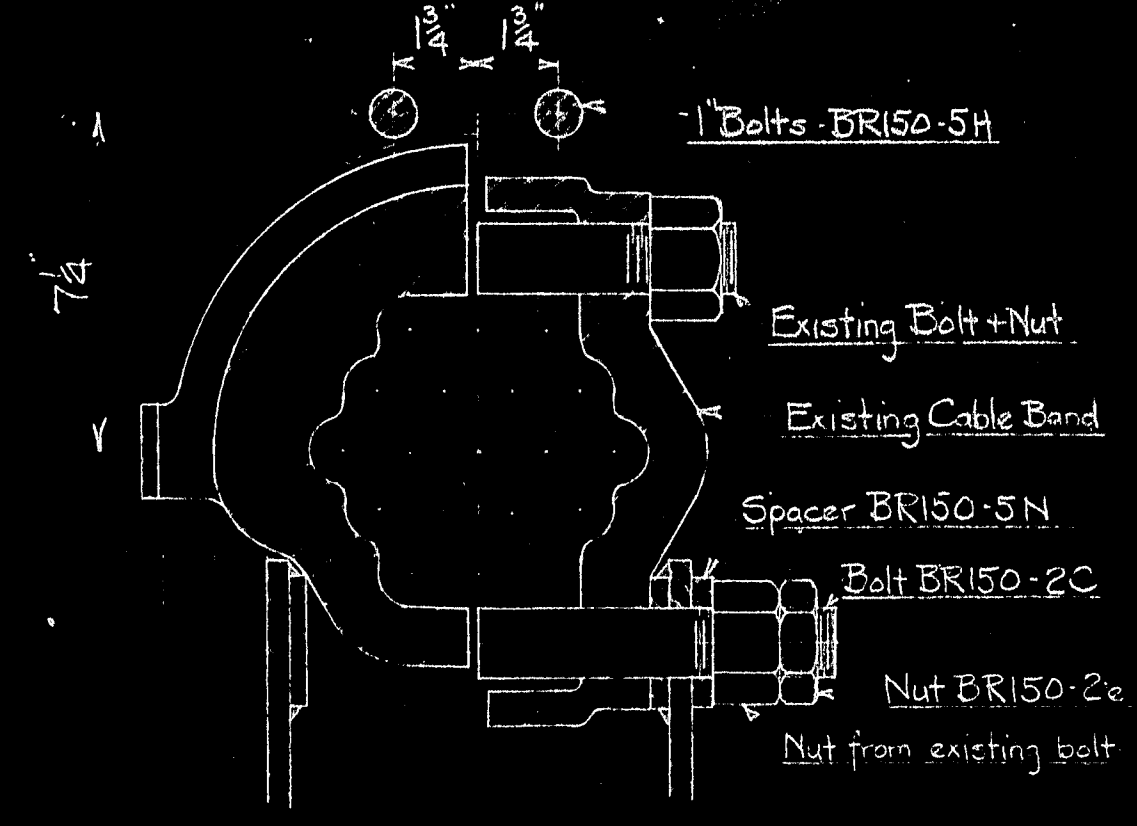
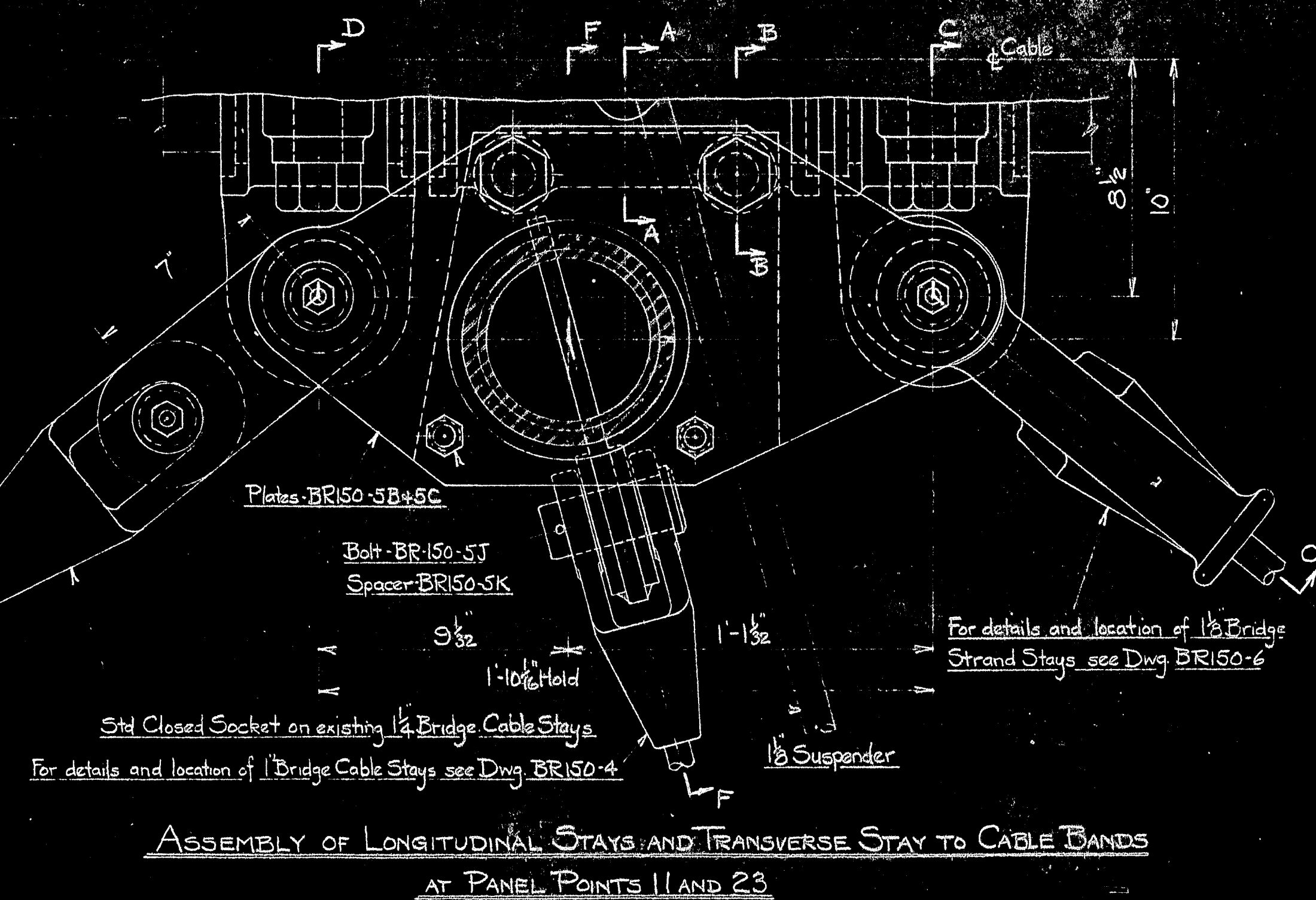

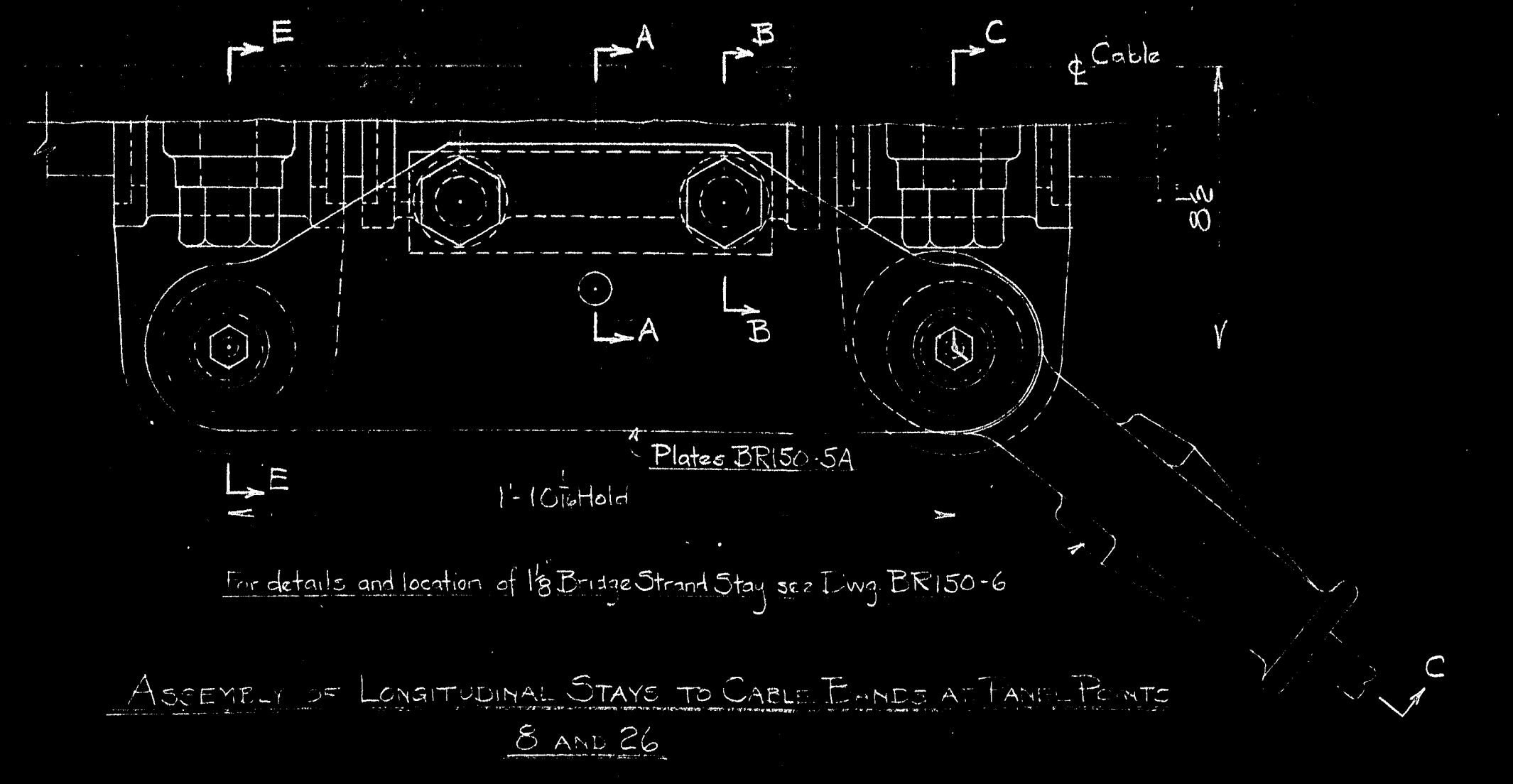
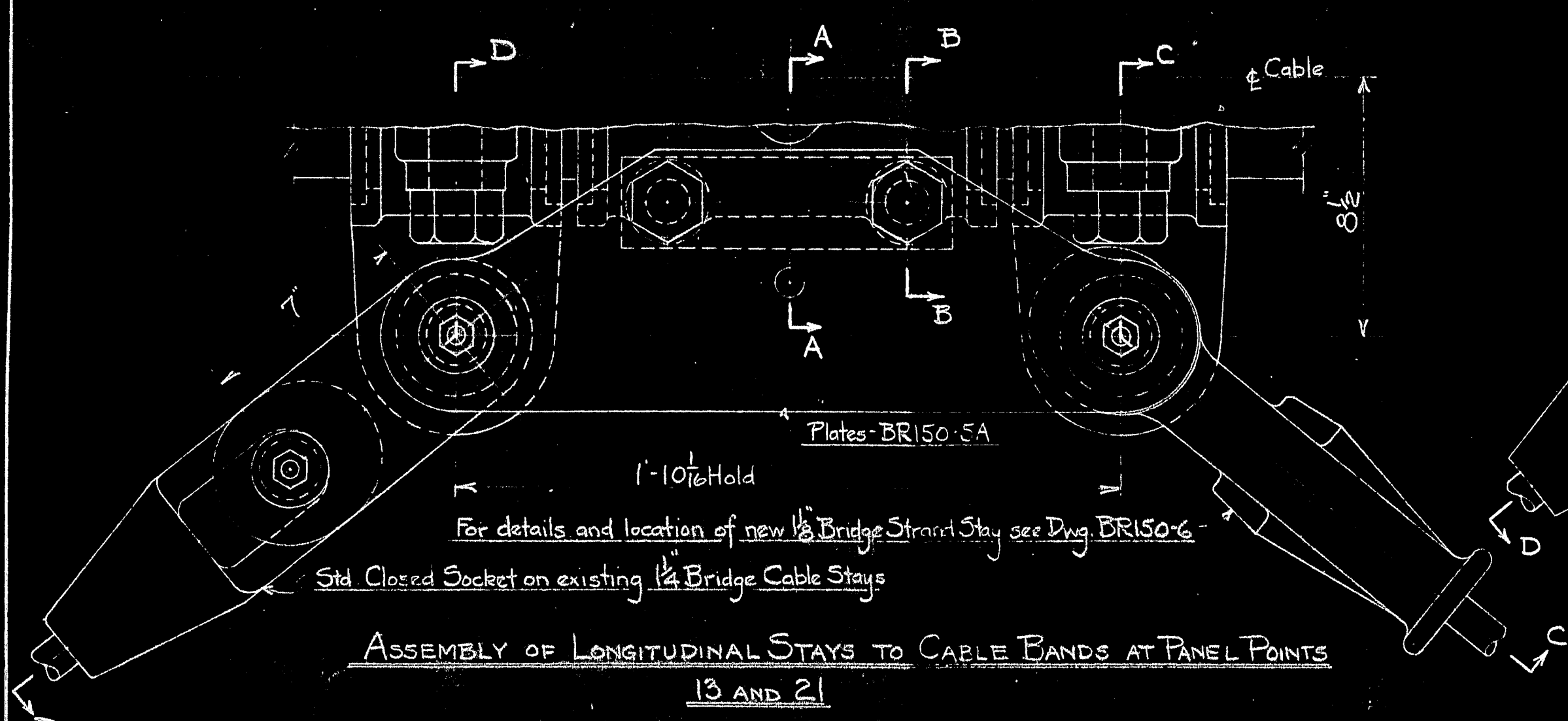
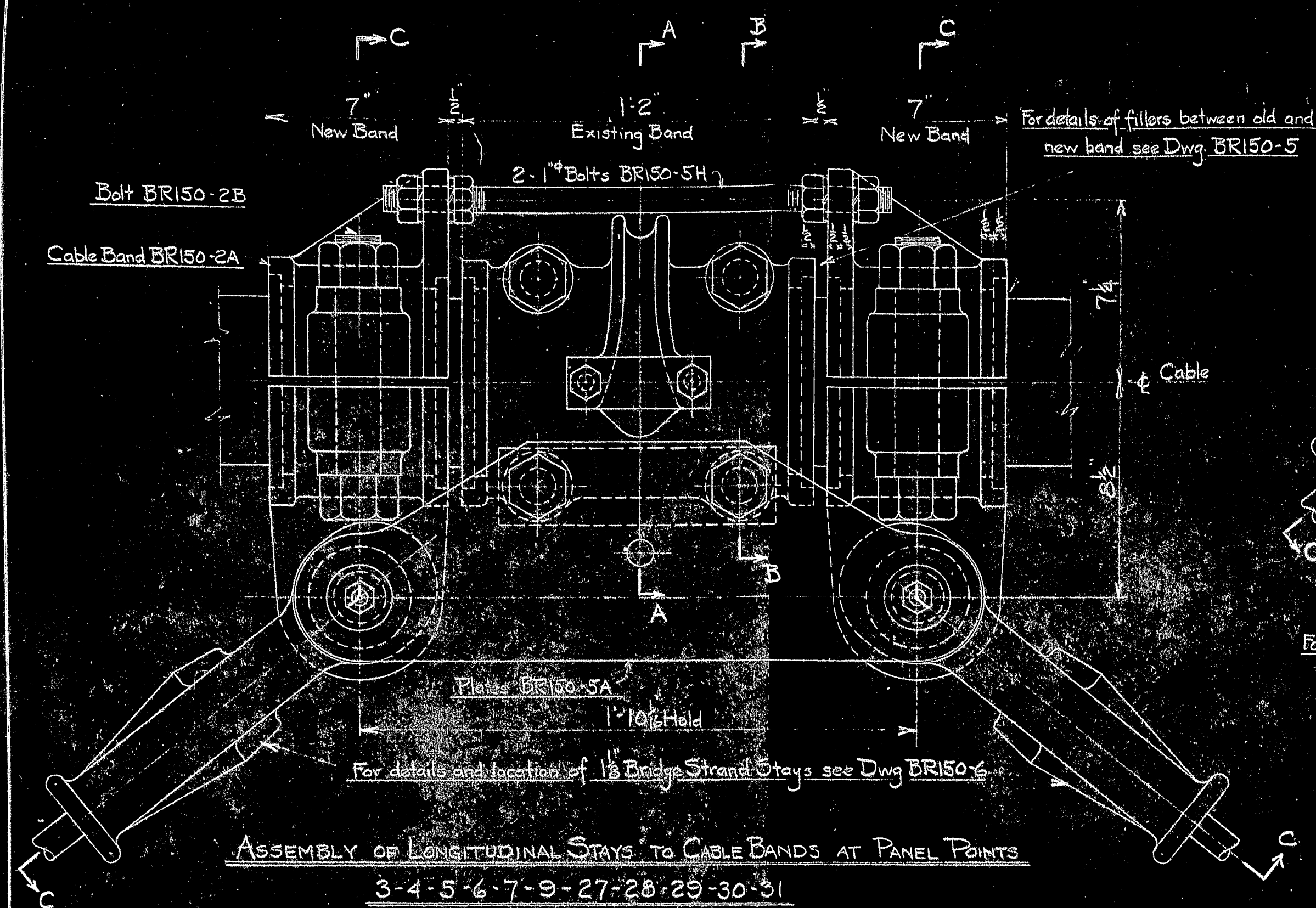


For details and location of Longitudinal Stays see Dwg. BR150-6
 For details and location of Side Plate see Dwg. BR150-7
ASSEMBLY OF LONGITUDINAL STAY AND TRUSS CONNECTION AT PANEL POINTS 2-3-4-5-6-7-27-28-29-30-31 and 32



For details and location of Longitudinal Stays see Dwg. BR150-6
 For details and location of Side Plates see Dwg. BR150-7
ASSEMBLY OF LONGITUDINAL STAY AND TRUSS CONNECTION AT PANEL POINTS 7-8-9-10-11-13-21-23-24-25-26 and 27

MARK	REQ'D	MAT'L	REQ. NO.	NAME	REMARKS
BILL OF MATERIAL					
JOHN A. ROEBLING'S SONS CO., TRENTON, N. J.					
DEER ISLE BRIDGE REINFORCEMENT					
ASSEMBLIES OF LONGITUDINAL STAYS					
AND TRUSS CONNECTIONS					
BY	REVISIONS	DATE	SCALE	SERIAL	SHEET
BR150-2	Assembly of Truss Connection	1-1-44	6" x 1'-0"		
BR150-7	Details of Truss Connection	1-1-44			
BR150-6	Details of Longitudinal Stays	1-1-44			
BR150-3	Socket Details	1-1-44			
DWG. NO.	TITLE	CH. DR.	CH.	BR150	10
REFERENCE DRAWINGS					



MARK	REQ'D	MAT'L	REQ. NO.	NAME	REMARKS
BILL OF MATERIAL					
JOHN A. ROEBLING'S SONS CO., TRENTON, N. J.					
DEER ISLE BRIDGE REINFORCEMENT					
ASSEMBLY OF STAYS					
TO CABLE BANDS					
PH 150-6	Details of Longitudinal Stays				
PH 150-5	Details of Cable Band Connection				
PH 150-4	Details of Transverse Stays				
PH 150-3	Details of Cable Band				
DWG. NO.	TITLE	APPROVED	REVISIONS	DATE	
	REFERENCE DRAWINGS	ROBINSON AND STEINMAN		2-19-44	
		MARCH 3 1944			
		CH. DR.			
		ENG'R			
		DES.		1-25-44	
		TR			
		CH			
		SCALE 3"=1'-0"	SERIAL	BR150	12